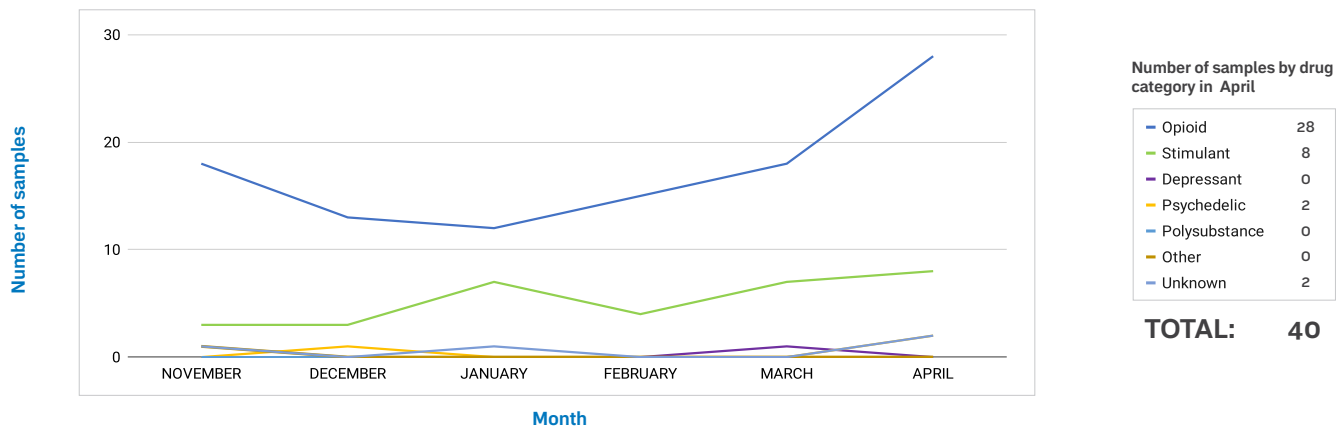


Key Findings

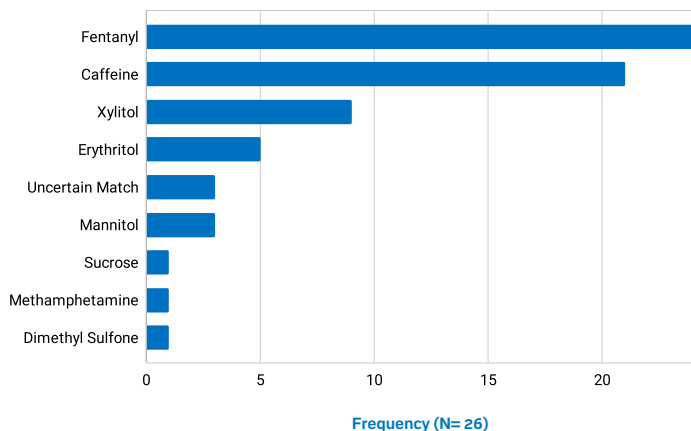
- April 2021 had the highest number of samples checked (40) since the service in Nanaimo began (October 2020).
- The percentage of opioids testing positive for benzodiazepines was 25%. Trends may be hard to infer due to the small number of samples.
- Drug checking services have expanded to Thursdays and Fridays from 11:30am–3:30pm at 437 Wesley Street in Nanaimo. Samples can also be dropped off any day of the week and results can be picked up during drug checking hours.
- The Vancouver Island Drug Checking Project offers drug checking in Victoria. For information about their project and more drug checking sample results, please visit substance.uvic.ca.

Number of drug samples checked in the past 6 months

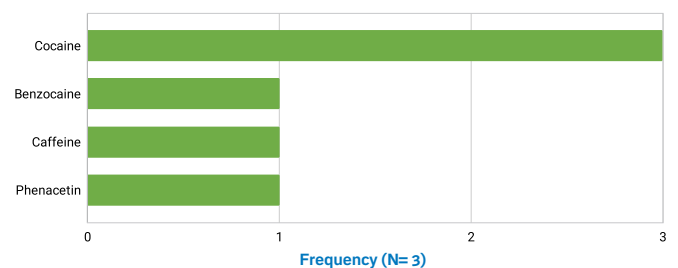


Components found in drug samples in April

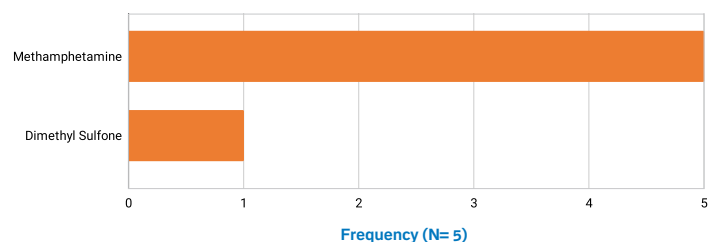
Components in opioids



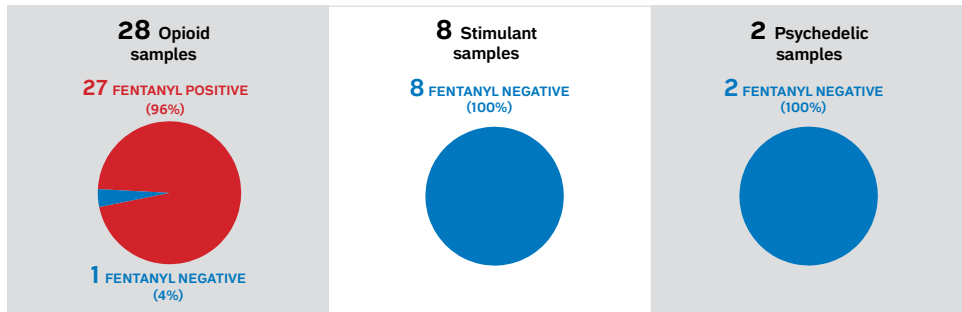
Components in cocaine



Components in Methamphetamine



Number of samples tested with fentanyl present

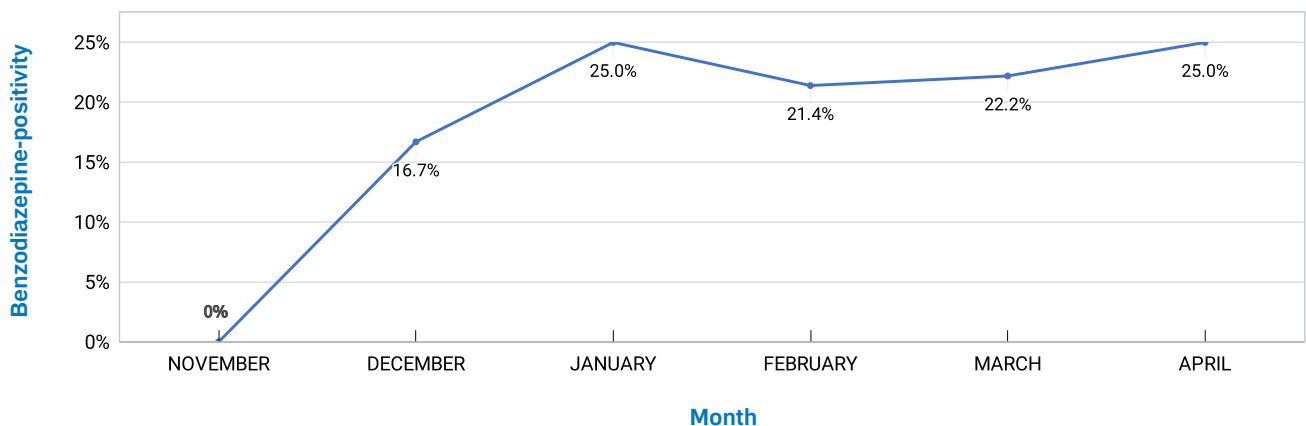


PUBLIC HEALTH NOTIFICATIONS

Date & Location	Expected Drug	Drugs Detected	Fentanyl Strip	Benzo Strip	Alert Message
No alerts for Island Health this month					

For information about current substances in the Island Health region: <https://substance.uvic.ca/>

Percentage of opioids testing positive for benzodiazepines in the past 6 months



During the month of April, **25%** of expected opioid samples tested positive for benzodiazepines using test strips in our partner sites in the Vancouver Island region (**7 samples of 28 tested**). **These numbers should be taken with caution as this trend is based on low samples.*

Opioid samples are tested for benzodiazepine-positivity using BTNX test strips. The results presented above are presumptive and tentative until confirmed by a laboratory.

Number of drugs checks at each site:

Location	# of Drug Checks
Wesley Street OPS (CMHA)	40

Number of samples that matched client expectation

using FTIR/test strip drug checking

EXPECTED DRUG:	EXPECTED DRUG:	EXPECTED DRUG:	EXPECTED DRUG:
Opioid 28 Samples Tested 	Stimulant 8 Samples Tested 	Psychedelic 2 Samples Tested 	Unknown 2 Samples Tested 
Matched: 26 Did not match: 2	Matched: 8	Matched: 1 Did not match: 1	Match not determined: 2




Total

40 Samples Tested



Number of opioid samples that matched client expectation

*using FTIR/test strip drug checking

EXPECTED DRUG:	EXPECTED DRUG:	EXPECTED DRUG:
Down 9 Samples Tested 	Heroin 1 Sample Tested 	Fentanyl 18 Sample Tested 
Matched: 8 Did not match: 1	Did not match: 1	Matched: 18

Total

28 Samples Tested



Please note that the presence of the expected substance does not imply purity, as samples frequently contain adulterating cutting agents

Depressant may include:
benzodiazepines, etizolam,
GHB, hypnotics

Opioid may include:
"down," heroin, fentanyl,
pharmaceutical opioids

Polysubstance includes:
cross-category mixtures

Psychedelic may include:
MDMA and related,
2C-family, tryptamines,
ketamine, LSD

Stimulant may include:
methamphetamine,
"speed," cocaine and crack
cocaine, cathinones

Unknown includes:
samples where the individual
was unable to identify an
expected substance - this
includes found samples.

Data represented here are collected from our partner sites across the province. Drug samples are tested using the Fourier Transform Infrared (FTIR) spectrometer in combination with fentanyl test strips and benzodiazepine test strips.

There is 5% fentanyl detection limit on the FTIR spectrometer (McCrae, 2019), and a drug check on any given sample consists of both the FTIR and BTNX fentanyl immunoassay test strip testing done in combination. When applicable, BTNX benzodiazepine immunoassay test strips are also used.

BCCSU gratefully acknowledges the contributions of the following partners: