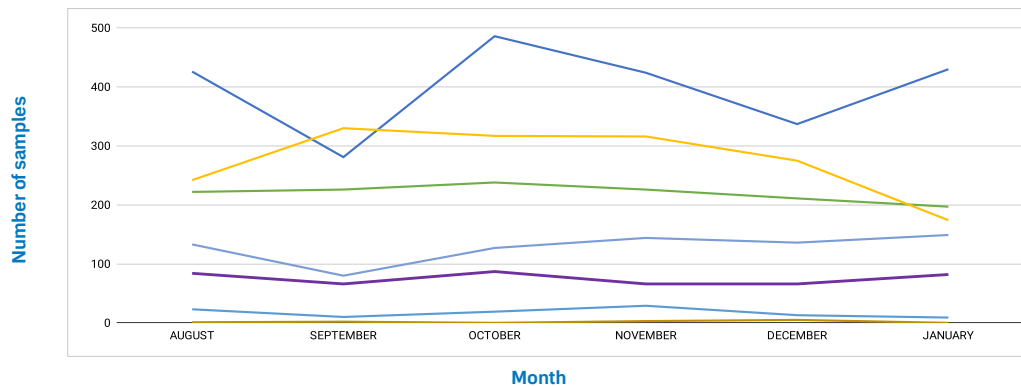


## Key Findings

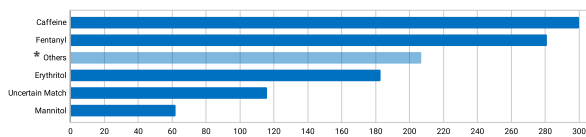
- The percentage of opioids testing positive for benzodiazepines (24%, 102 of 430 samples) fell slightly from last month. Etizolam, the predominant benzodiazepine in expected opioids, may be missed by drug checking technologies. This means that the true rate may be higher than reported here.
- 9 stimulant samples (4 methamphetamine, 4 cocaine, 1 crack cocaine) and 4 depressant samples (all Xanax/alprazolam) tested positive for fentanyl this month.
- In the last 3 months, samples submitted as fentanyl contained synthesis-related chemicals including 4-anilino-1-boc-piperidine, (2-bromoethyl)-benzene, 4-ANPP, 4-ethylpyridine, t-boc-norfentanyl, 1-phenethyl-4-propionylpiperidine, N-phenylpropionamide.

## Number of drug samples checked in the past 6 months



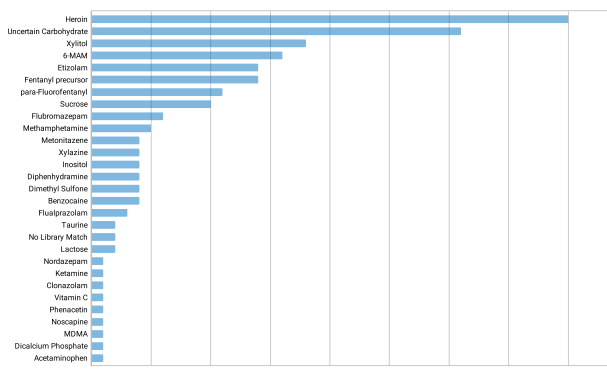
## Components found in drug samples in January

### Components in opioids



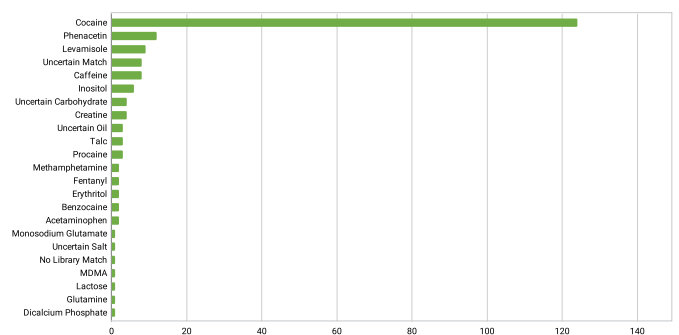
Frequency (N= 396)

### \* Other components found in opioids



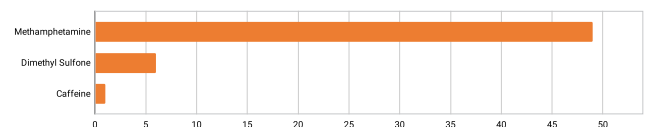
Frequency (N= 396)

### Components in cocaine



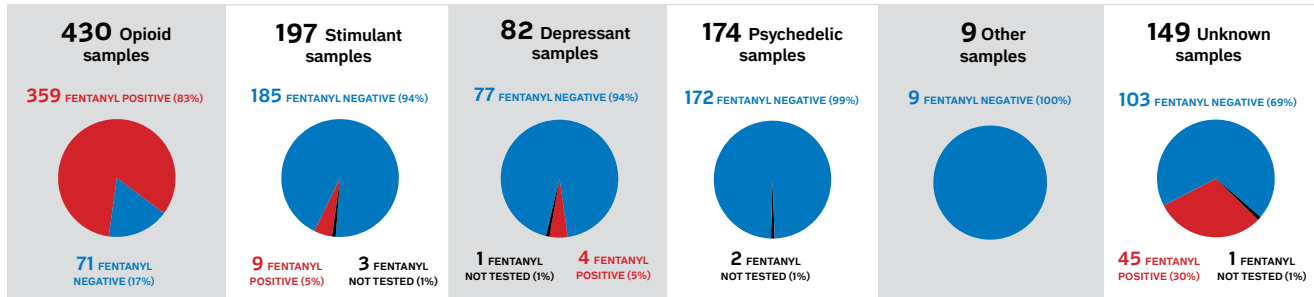
Frequency (N= 132)

### Components in methamphetamine



Frequency (N= 50)

## Number of samples tested with fentanyl present

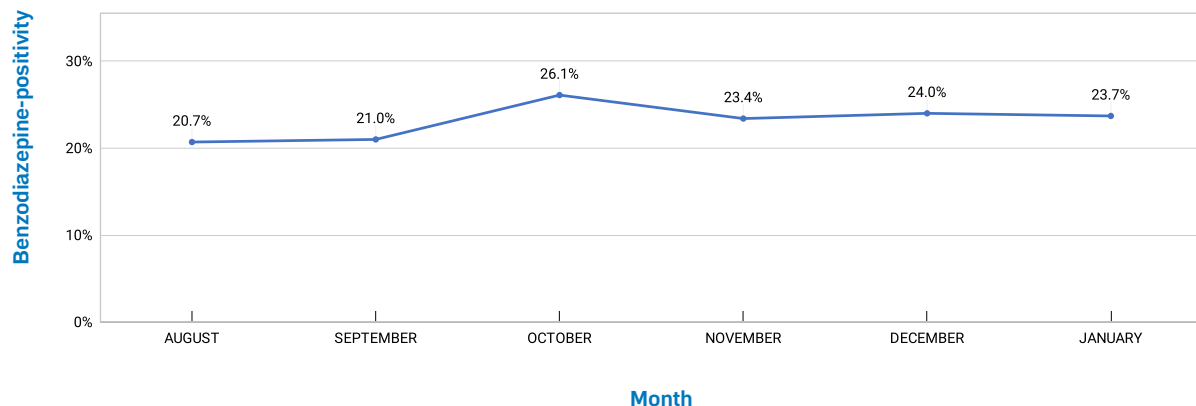


## PUBLIC HEALTH NOTIFICATIONS

Date & Location	Expected Drug	Drugs Detected	Fentanyl Strip	Benzo Strip	Area Purchased	Alert Message
January 7 2022 Insite Vancouver	Down Pink pebbles	Caffeine, Erythritol, Fentanyl	Positive	Positive	DTES	Pink pebbles sold as down were linked to overdoses in the neighbourhood.

To receive drug contamination alerts, text "alert" to (236) 999-DOPE (3673)

## Percentage of opioids testing positive for benzodiazepines in the past 6 months



During the month of January, **23.7%** of expected opioid samples tested positive for benzodiazepines using test strips in our partner sites in Vancouver Coastal Health (**102 samples of 430 checked**). Opioid samples are checked for benzodiazepine-positivity using BTNX test strips and the FTIR spectrometer. The results presented here are derived from both of these technologies and are presumptive until confirmed by a laboratory.

## Number of drugs checks and hours at each site

Location	# of Drugs Checked
Get Your Drugs Tested	858
Insite	147
Overdose Prevention Society	7
Molson OPS	26
<b>Total</b>	<b>1,041</b>

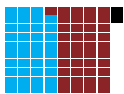
## Number of samples that matched expectation

using FTIR/test strip drug checking

EXPECTED DRUG:

**Depressant**

82 Samples Tested



Matched: 39


Did not match: 41

Match not determined: 2

EXPECTED DRUG:

**Psychedelic**

174 Samples Tested



Matched: 145


Did not match: 28

Match not determined: 1

EXPECTED DRUG:

**Stimulant**

197 Samples Tested




Matched: 180

Did not match: 17

EXPECTED DRUG:

**Unknown**

149 Samples Tested




Match not determined: 149

EXPECTED DRUG:

**Opioid**

430 Samples Tested



Matched: 397

Did not match: 26

Match not determined: 7

EXPECTED DRUG:

**Other**

9 Sample Tested




Matched: 2

Did not match: 2

Match not determined: 5

**Total**

1,041 Samples Tested



Matched: 763

Did not match: 114

Match not determined: 164

Please note that the presence of the expected substance does not imply purity, as samples frequently contain adulterating cutting agents

**Depressant may include:**  
benzodiazepines, etizolam,  
GHB, hypnotics

**Opioid may include:**  
"down," heroin, fentanyl,  
pharmaceutical opioids

**Polysubstance includes:**  
cross-category mixtures

**Psychedelic may include:**  
MDMA and related,  
2C-family, tryptamines,  
ketamine, LSD

**Stimulant may include:**  
methamphetamine,  
"speed," cocaine and crack  
cocaine, cathinones

**Unknown includes:**  
samples where the individual  
was unable to identify an  
expected substance - this  
includes found samples.


## Number of opioid samples that matched expectation

using FTIR/test strip drug checking

EXPECTED DRUG:

**Fentanyl**

126 Samples Tested



Matched: 122

Did not match: 3

Match not determined: 1

EXPECTED DRUG:

**Heroin**

33 Samples Tested



Matched: 24

Did not match: 9

EXPECTED DRUG:

**Opium**

12 Samples Tested



Matched: 12

EXPECTED DRUG:

**Down**

235 Samples Tested



Matched: 225

Did not match: 10

EXPECTED DRUG:

**Pharmaceutical**

22 Samples Tested




Matched: 13

Did not match: 3

Match not determined: 6

### Total

430 Samples Tested



Matched: 397

Did not match: 26

Match not determined: 7

Please note that the presence of the expected substance does not imply purity, as samples frequently contain adulterating cutting agents.

'Down' can refer to any opioid drug present in any amount.

Data represented here are collected from our partner sites across the province. Drug samples are tested using the Fourier Transform Infrared (FTIR) spectrometer in combination with fentanyl test strips and benzodiazepine test strips.

There is 5% fentanyl detection limit on the FTIR spectrometer (McCrae, 2019), and a drug check on any given sample consists of both the FTIR and BTNX fentanyl immunoassay test strip testing done in combination. When applicable, BTNX benzodiazepine immunoassay test strips are also used.

BCCSU gratefully acknowledges the contributions of the following partners:

