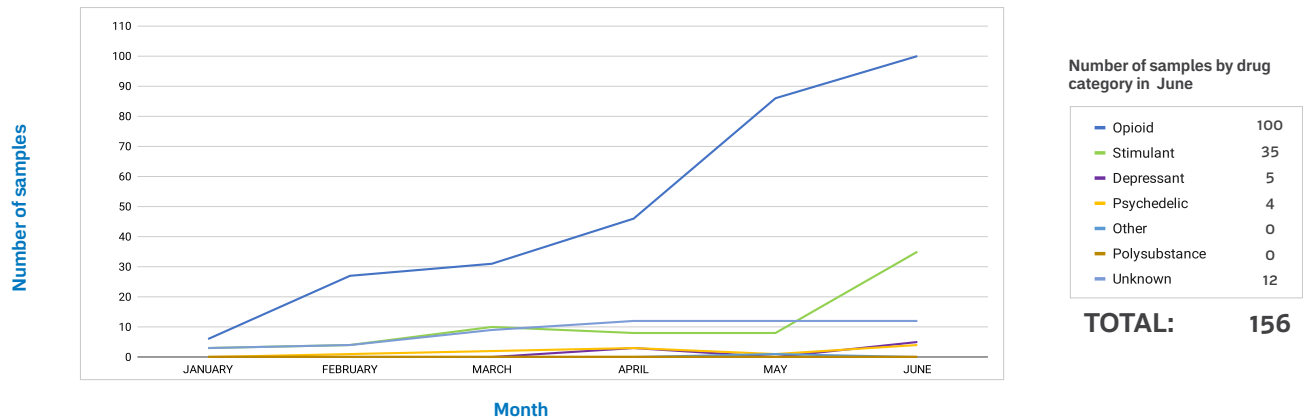


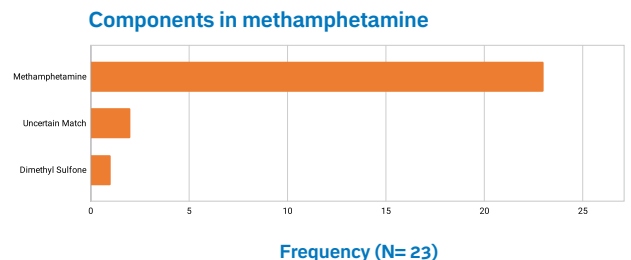
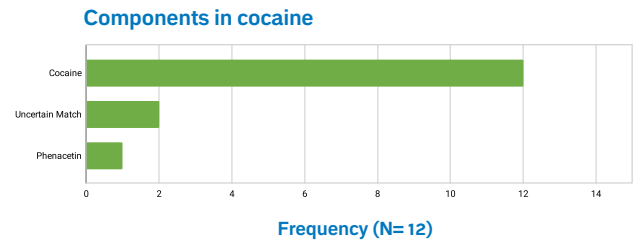
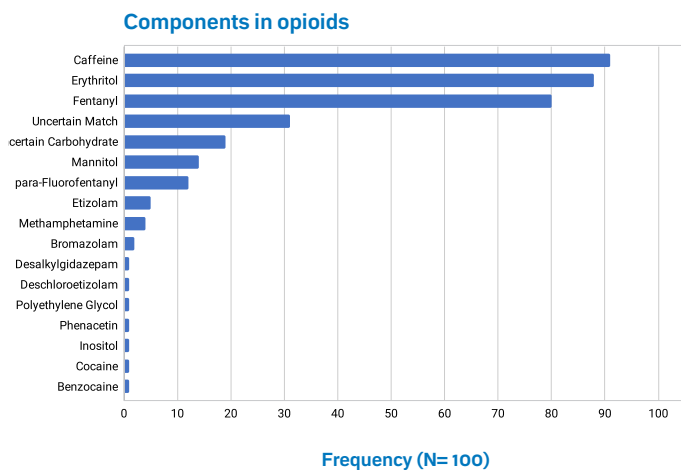
Key Findings

- The percentage of opioids testing positive for benzodiazepines in the region was 55.0% (55 of 100 samples). Trends may be hard to infer due to the small number of samples over a large region. The true rate may be higher than reported here because etizolam, the predominant benzodiazepine in expected opioids, may be missed by drug checking technologies.
- Drug checking services in Fraser Health are rapidly expanding! Services are now available in Chilliwack, Abbotsford, and White Rock. For updated locations and hours, see the Fraser Health website: <https://www.fraserhealth.ca/drugchecking>

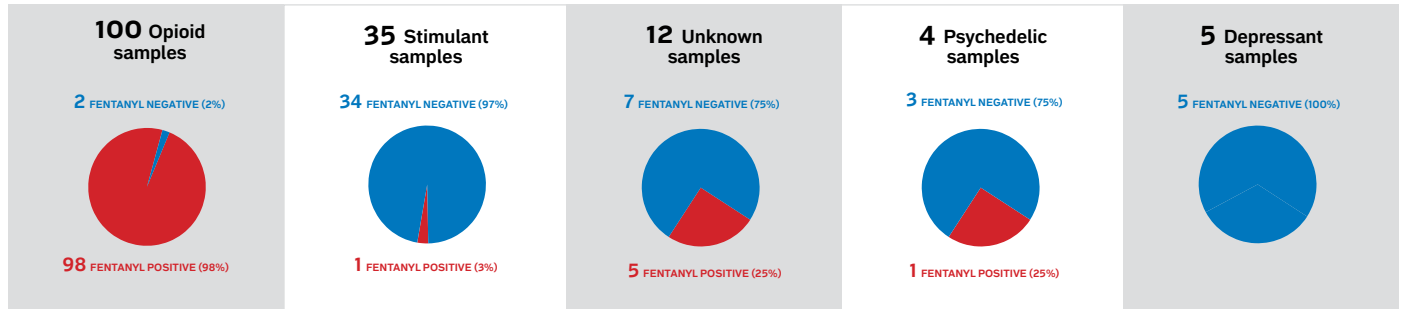
Number of drug samples checked in the past 6 months



Components found in drug samples in June



Number of samples tested with fentanyl present

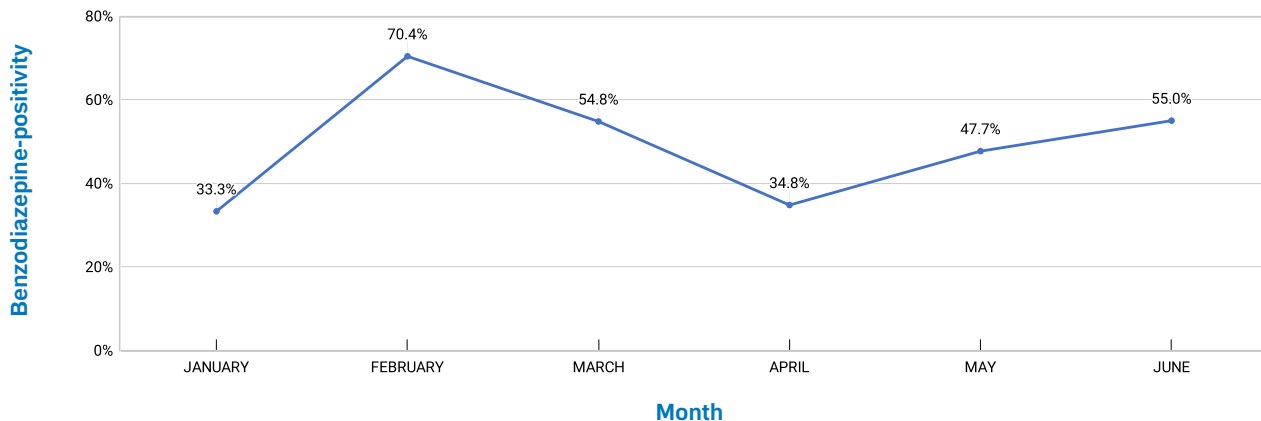


PUBLIC HEALTH NOTIFICATIONS

Date & Location	Expected Drug	Drugs Detected	Fentanyl Strip	Benzo Strip	Alert Message
No alerts from Fraser Health partners this month					

For information about current substances in the Fraser Health region: overdose@fraserhealth.ca

Percentage of opioids testing positive for benzodiazepines in the past 6 months



During the month of June, **55.0%** of expected opioid samples tested positive for benzodiazepines using test strips in our partner site in Fraser Health (**55 samples of 100 checked**). Opioid samples are checked for benzodiazepine-positivity using BTNX test strips and the FTIR spectrometer. The results presented here are derived from both of these technologies and are presumptive until confirmed by a laboratory.

Number of drugs checks at each site

Location	# of drug checks
Purpose Society	48
SafePoint	73
Foxglove Housing	15
Mountainside Harm Reduction	11
PeacePoint	9

of samples that matched client expectation

using FTIR/test strip drug checking

EXPECTED DRUG:

Opioid

100 Samples Tested



Matched: 97
Did not match: 3

EXPECTED DRUG:

Stimulant

35 Samples Tested



Matched: 33
Did not match: 2

EXPECTED DRUG:

Psychedelic

4 Samples Tested



Matched: 3
Did not match: 1

EXPECTED DRUG:

Unknown

12 Samples Tested



Match not determined: 12

EXPECTED DRUG:

Depressant

5 Samples Tested



Matched: 4
Did not match: 1

Total

156 Samples Tested



Matched: 137
Did not match: 7
Match not determined: 12

Number of opioid samples that matched client expectation

using FTIR/test strip drug checking

EXPECTED DRUG:

Fentanyl

16 Samples Tested



Matched: 16

EXPECTED DRUG:

Down

83 Samples Tested



Matched: 81
Did not match: 2

EXPECTED DRUG:

Heroin

1 Samples Tested



Did not match: 1

Total

100 Samples Tested



Matched: 97
Did not match: 3

Please note that the presence of the expected substance does not imply purity, as samples frequently contain adulterating cutting agents

Depressant June include:
benzodiazepines, etizolam,
GHB, hypnotics

Opioid June include:
"down," heroin, fentanyl,
pharmaceutical opioids

Polysubstance includes:
cross-category mixtures

Psychedelic June include:
MDMA and related,
2C-family, tryptamines,
ketamine, LSD

Stimulant June include:
methamphetamine,
"speed," cocaine and crack
cocaine, cathinones

Unknown includes:
Samples where the individual
was unable to identify an
expected substance. This
includes found samples.

Data represented here are collected from our partner sites across the province. Drug samples are tested using the Fourier Transform Infrared (FTIR) spectrometer in combination with fentanyl test strips and benzodiazepine test strips.

There is 5% fentanyl detection limit on the FTIR spectrometer (McCrae, 2019), and a drug check on any given sample consists of both the FTIR and BTNX fentanyl immunoassay test strip testing done in combination. When applicable, BTNX benzodiazepine immunoassay test strips are also used.

BCCSU gratefully acknowledges the contributions of the following partners: