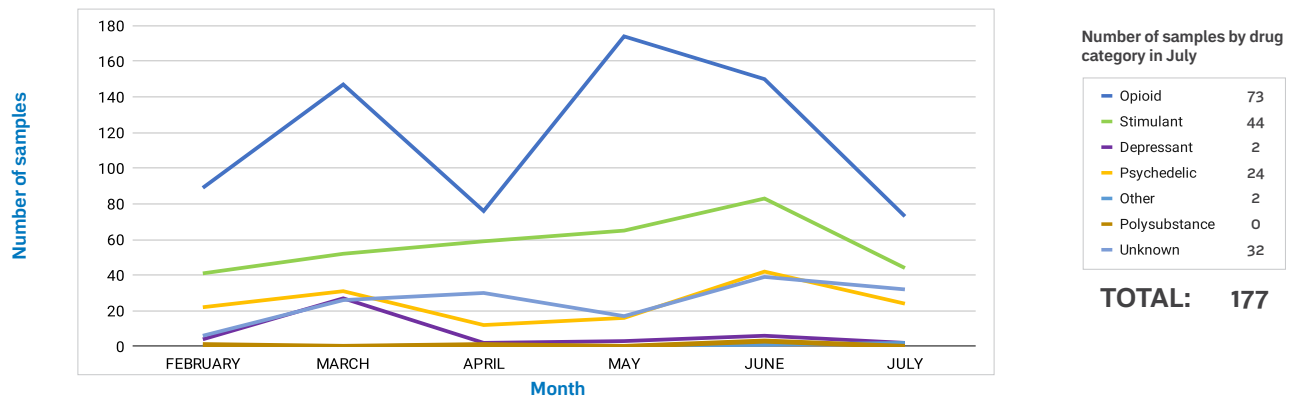


## Key Findings

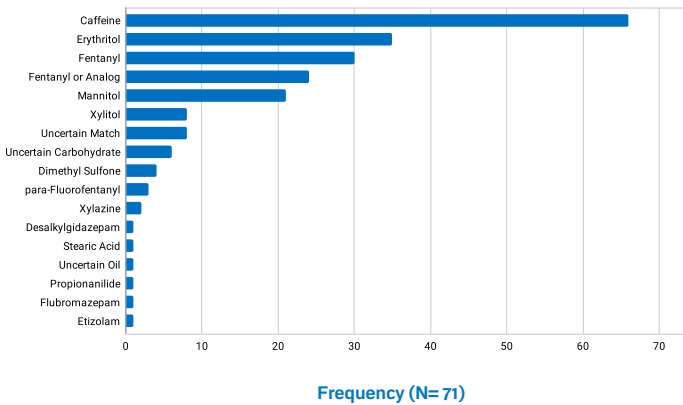
- The percentage of opioids testing positive for benzodiazepines in the region decreased from 72.0% to 61.6% (45 of 73 samples). Trends may be hard to infer due the large geographic region, and the true rate may be higher than reported here as etizolam, a benzodiazepine-like substance, may be missed by drug checking technologies.
- One alert was issued about fentanyl being sold as cocaine.
- The overall decrease in drugs checked during July may be in part due to the diversion of some services to music festivals that occurred within the region.
- Drug checking is available in many different communities in the Interior Health region. For updated times and locations, visit our [Interior Health's drug checking website](#).

## Number of drug samples checked in the past 6 months

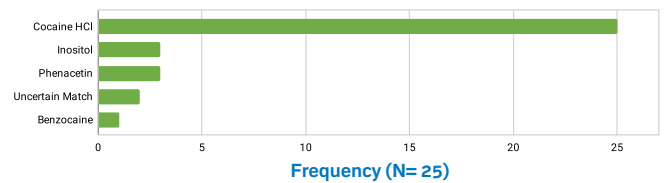


## Components found in drug samples in July

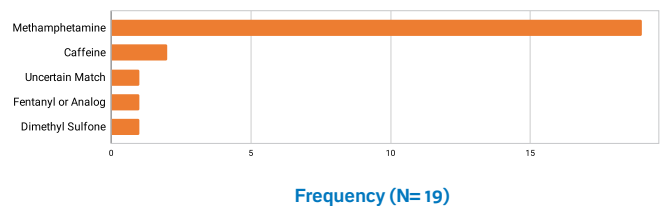
### Components in opioids



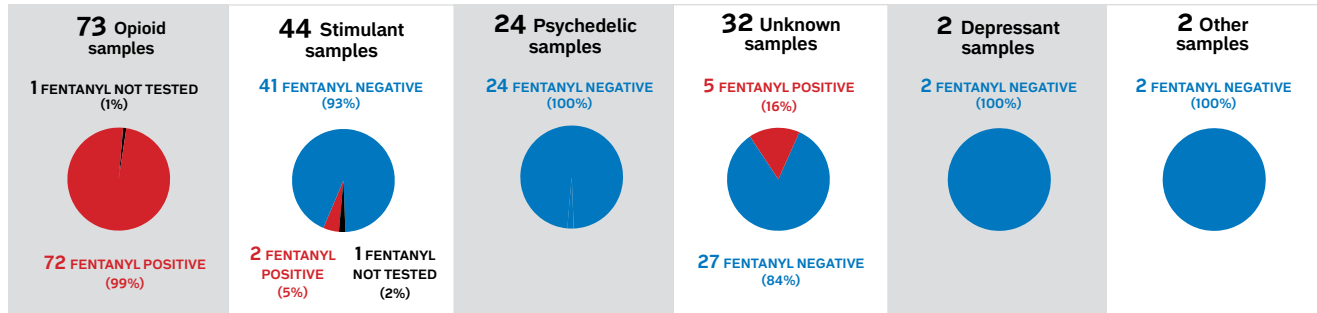
### Components in cocaine



### Components in methamphetamine



## Number of samples tested with fentanyl present



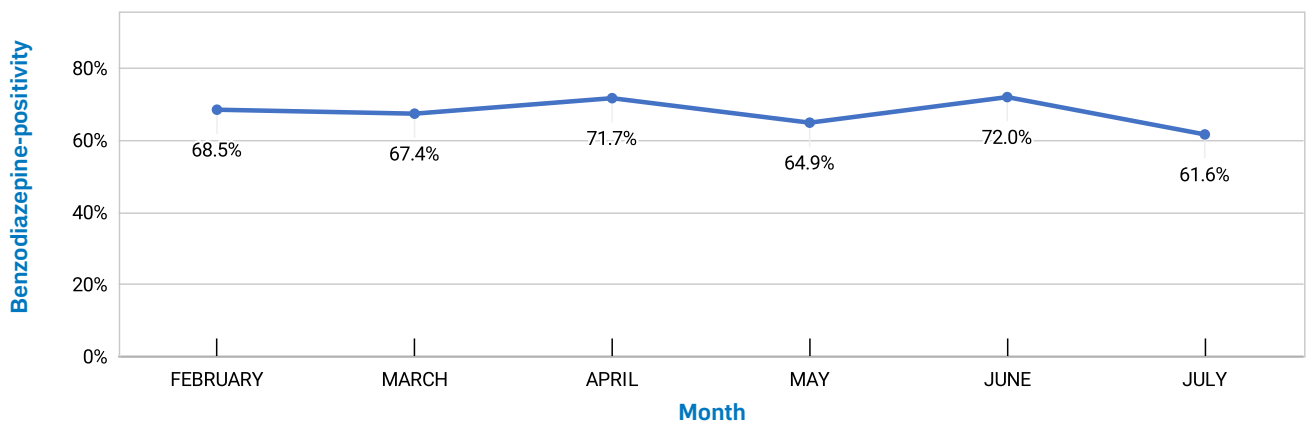
## PUBLIC HEALTH NOTIFICATIONS

Date & Location	Expected Drug	Drugs Detected	Fentanyl Strip	Benzo Strip	Area Purchased	Alert Message
July 19 2022 Penticton	Down/Fentanyl	Fentanyl	Positive	Negative	Penticton	High concentration of fentanyl in samples sold as down pose an increased risk of overdose.

Health authorities and community organizations issue further toxic drug alerts from sources other than drug checking. See their respective websites or social media accounts for more alerts.

For information about public health alerts in the Interior Health region, please visit:  
<https://www.interiorhealth.ca/AboutUs/Leadership/MHQ/Pages/PHEmergency.aspx>

## Percentage of opioids testing positive for benzodiazepines in the past 6 months



During the month of July, **61.6%** of expected opioid samples tested positive for benzodiazepines using test strips in our partner sites in Interior Health (**45 samples of 73 checked**). Opioid samples are checked for benzodiazepine-positivity using BTNX test strips and the FTIR spectrometer. The results presented here are derived from both of these technologies and are presumptive until confirmed by a laboratory.

## Number of drugs checks at each site

Organization	City/Town	# of Drugs Checked
ANKORS	Nelson	41
	Castlegar	1
	Trail	3
	Grand Forks	10
	Cranbrook	35
ASK Wellness	Kamloops	6
	Penticton	19
UBCO Hart	Kelowna	31
	Vernon	24
Burdock House	Williams Lake	3
EKNPUD Office	Kimberley	4
<b>Total</b>		<b>177</b>

## Number of samples that matched expectation

using FTIR/test strip drug checking

### EXPECTED DRUG: Psychedelic

24 Samples Tested



Matched: 17  
Did not match: 4  
Match not determined: 3

### EXPECTED DRUG: Stimulant

44 Samples Tested



Matched: 44

### EXPECTED DRUG: Depressant

2 Samples Tested



Matched: 1  
Did not match: 1

### EXPECTED DRUG: Other

2 Samples Tested



Matched: 1  
Did not match: 1

### EXPECTED DRUG: Opioid

73 Samples Tested



Matched: 71  
Did not match: 2

### EXPECTED DRUG: Unknown


32 Samples Tested



Match not determined: 32

## Total

177 Samples Tested



Matched: 134  
Did not match: 8  
Match not determined: 35

Please note that the presence of the expected substance does not imply purity, as samples frequently contain adulterating cutting agents

**Depressant July include:**  
benzodiazepines, etizolam,  
GHB, hypnotics

**Opioid July include:**  
"down," heroin, fentanyl,  
pharmaceutical opioids

**Polysubstance includes:**  
cross-category mixtures

**Psychedelic July include:**  
MDMA and related,  
2C-family, tryptamines,  
ketamine, LSD

**Stimulant July include:**  
methamphetamine,  
"speed," cocaine and crack  
cocaine, cathinones

**Unknown includes:**  
samples where the individual  
was unable to identify an  
expected substance - this  
includes found samples.

## Number of opioid samples that matched expectation

using FTIR/test strip drug checking

EXPECTED DRUG:

**Fentanyl**

47 Samples Tested



Matched: 47

EXPECTED DRUG:

**Down**

24 Samples Tested



Matched: 23

Did not match: 1

EXPECTED DRUG:

**Other Opioid**

1 Samples Tested



Did not match: 1

EXPECTED DRUG:

**Pharmaceutical**

1 Samples Tested



Matched: 1

**Total**

73 Samples Tested



Matched: 71

Did not match: 2

Please note that the presence of the expected substance does not imply purity, as samples frequently contain adulterating cutting agents. 'Down' can refer to any opioid drug present in any amount.

Data represented here are collected from our partner sites across the province. Drug samples are tested using the Fourier Transform Infrared (FTIR) spectrometer in combination with fentanyl test strips and benzodiazepine test strips.

There is 5% fentanyl detection limit on the FTIR spectrometer (McCrae, 2019), and a drug check on any given sample consists of both the FTIR and BTNX fentanyl immunoassay test strip testing done in combination. When applicable, BTNX benzodiazepine immunoassay test strips are also used.

BCCSU gratefully acknowledges the contributions of the following partners: