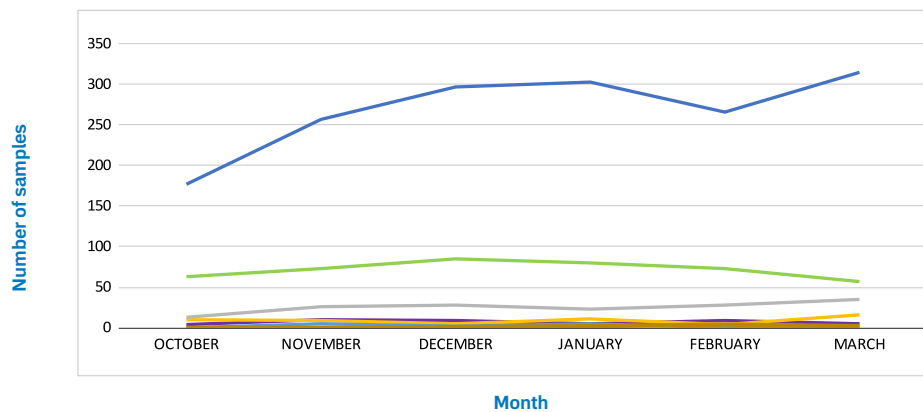


Key Findings

- In March, 432 drug checks were performed across the Fraser Health region, the highest number of samples checked in the region to-date.
- The percentage of all opioids testing positive for benzodiazepines by FTIR and test strip decreased from 66.9% to 59.4% in March (187 of 315 samples).
- Benzodiazepines were found in concentrations high enough to be detected by FTIR in 28.8% of unregulated opioids (90 of 312 samples), with bromazolam most frequently identified (79 samples).
- Fluorofentanyl was detected by FTIR in 25.6% of unregulated opioids (80 of 312 samples), whereas fentanyl was detected in 55.9% (143 samples).
- Ortho-Methylfentanyl has recently emerged in the drug supply, and was found in 2.6% of unregulated opioids (8 of 312 samples).
- Xylazine detection by FTIR in unregulated opioids decreased from 4.7% in February to 1.6% in March (8 of 312 samples).
- Drug checking services in Fraser Health are now available in Abbotsford, Burnaby, Chilliwack, Hope, Maple Ridge, Mission, New Westminster, and Surrey. For updated locations and hours, see the [Fraser Health website](#).

Number of drug samples checked in the past 6 months



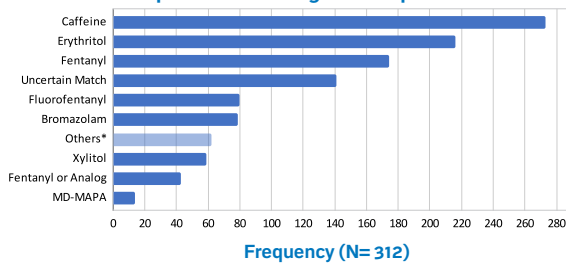
Number of samples by drug category in March

Opioid	315
Stimulant	57
Depressant	5
Psychedelic	16
Other	2
Polysubstance	2
Unknown	35

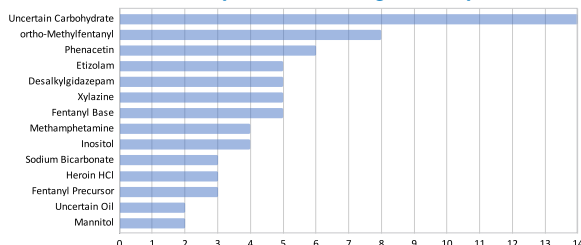
TOTAL: 432

Components found in drug samples in March

Components in unregulated opioids

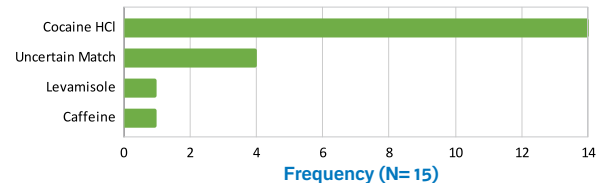


*Other components in unregulated opioids

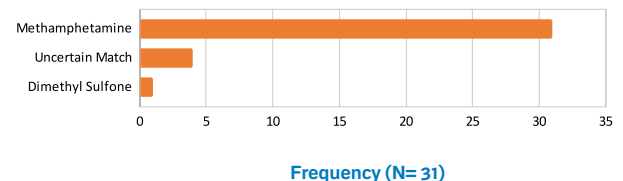


Additional compounds that were detected a single time each have been excluded from this graph, which include: sucrose, dimethyl sulfone, no library match, flualprazolam, cocaine base.

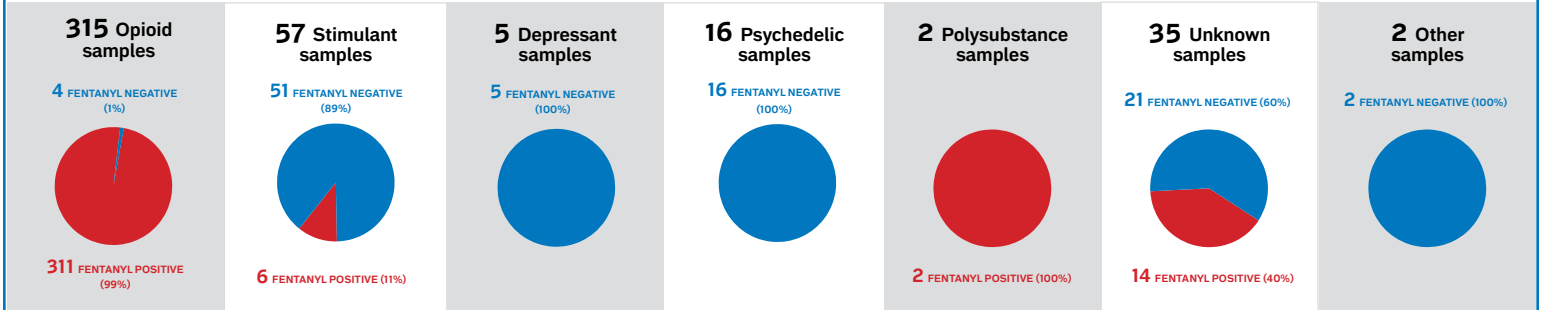
Components in cocaine



Components in methamphetamine



Number of samples tested with fentanyl present



PUBLIC HEALTH NOTIFICATIONS

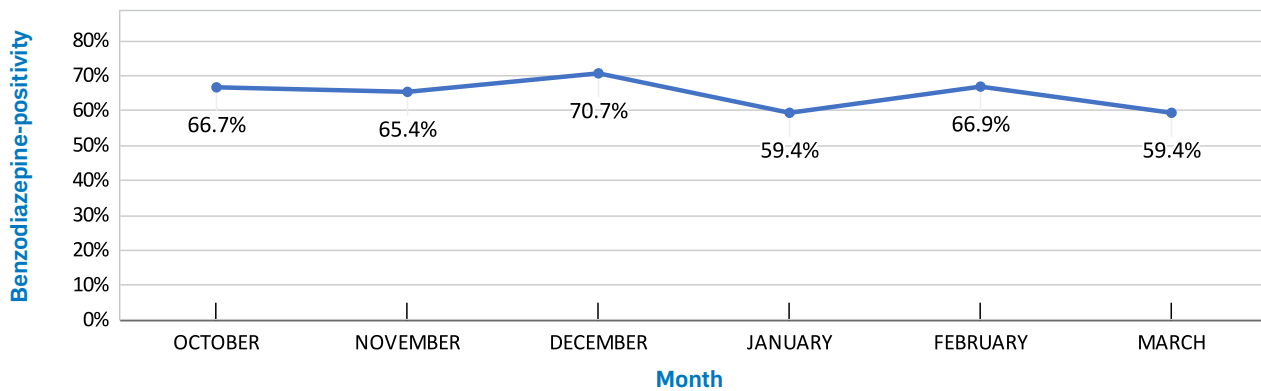
Date & Location	Expected Drug	Drugs Detected	Fentanyl Strip	Benzo Strip	Alert Message
March 8, 2024 Coquitlam	Down	Bromazolam, Fentanyl, Erythritol	Positive	Positive	Beige granules sold as Down tested positive for high concentrations of Bromazolam (over 60%) and Fentanyl in Coquitlam*

*Quantitative results provided by complementary testing partner [Substance](#) using Paper Spray Mass Spectrometry, all other spectroscopy results are determined by FTIR.

Health authorities and community organizations issue further toxic drug alerts from sources other than drug checking. See their respective websites or social media accounts for more alerts.

For information about current substances in the Fraser Health region: overdose@fraserhealth.ca

Percentage of opioids testing positive for benzodiazepines in the past 6 months



During the month of March, **59.4%** of expected opioid samples tested positive for benzodiazepines using test strips in our partner site in Fraser Health (**187 samples of 315 checked**). Opioid samples are checked for benzodiazepine-positivity using BTNX test strips and the FTIR spectrometer. The results presented here are derived from both of these technologies and are presumptive until confirmed by a laboratory.

Number of drugs checks at each site

Location	# of drug checks	Location	# of drug checks
Foxglove Housing (Coquitlam)	13	Mountainside (Maple Ridge)	5
Foxglove Housing (Surrey)	85	Mountainside (Mission)	28
Mountainside (Abbotsford)	93	Purpose Society (New Westminster)	15
Mountainside (Chilliwack)	116	SafePoint (Surrey)	55
Mountainside (Hope)	7	SafePoint (Langley)	12
		Total:	432

Less than 5 samples were tested at each of the following location, which is included in the total: Progressive Housing (Burnaby)

Number of samples with expected drug present using FTIR/test strip drug checking

EXPECTED DRUG	Present	Not Present	Presence Not Determined	Samples Tested
Opioid	309	6	0	315
Stimulant	56	1	0	57
Depressant	4	1	0	5
Psychedelic	16	0	0	16
Other	2	0	0	2
Polysubstance	2	0	0	2
Unknown	0	0	35	35
TOTAL	389	8	35	432

Number of opioid samples with expected drug present using FTIR/test strip drug checking

EXPECTED DRUG	Present	Not Present	Presence Not Determined	Samples Tested
Fentanyl	31	0	0	31
Heroin	2	1	0	3
Down	275	3	0	278
Pharmaceutical	1	2	0	3
TOTAL	309	6	0	315

Please note that the presence of the expected substance does not imply purity, as samples frequently contain adulterating cutting agents

Depressant include:
benzodiazepines, etizolam,
GHB, hypnotics

Opioid include:
"down", heroin, fentanyl
(unregulated opioids), and
pharmaceutical opioids

Polysubstance includes:
cross-category mixtures

Psychedelic include:
MDMA and related,
2C-family, tryptamines,
ketamine, LSD

Stimulant include:
methamphetamine, "speed,"
cocaine and crack cocaine,
cathinones

Unknown includes:
Samples where the individual
was unable to identify an
expected substance. This
includes found samples.

Data represented here are collected from our partner sites across the province. Drug samples are tested using the Fourier Transform Infrared (FTIR) spectrometer in combination with fentanyl test strips and benzodiazepine test strips.

There is 5% fentanyl detection limit on the FTIR spectrometer (McCrae, 2019), and a drug check on any given sample consists of both the FTIR and BTNX fentanyl immunoassay test strip testing done in combination. When applicable, BTNX benzodiazepine immunoassay test strips are also used.

BCCSU gratefully acknowledges the contributions of the following partners:



How you want to be treated.

