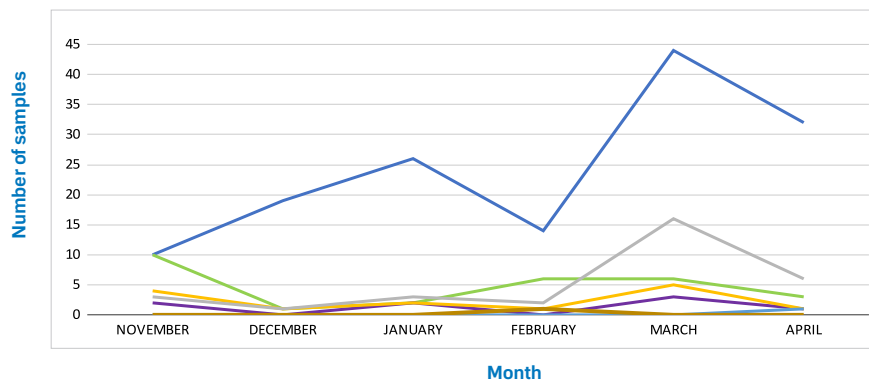


Key Findings

- In April, a total of 44 drug checks were performed by services offering FTIR drug checking in the Northern Health region.
- The percentage of all opioids testing positive for benzodiazepines by FTIR and/or test strip increased to 81.2% (26 of 32 samples).
- Bromazolam, a benzodiazepine, was detected by FTIR in 9.4% of unregulated opioids (3 of 32 samples), indicating its presence in higher concentrations.
- Fluorofentanyl was detected by FTIR in 6.3% of unregulated opioids (2 of 32 samples), whereas fentanyl was detected in 53.1% (17 samples).
- Trends are hard to infer due to the small number of samples over a large region.
- To locate drug checking services in the Northern Health region, please see our [site locator](#).

Number of drug samples checked in the past 6 months



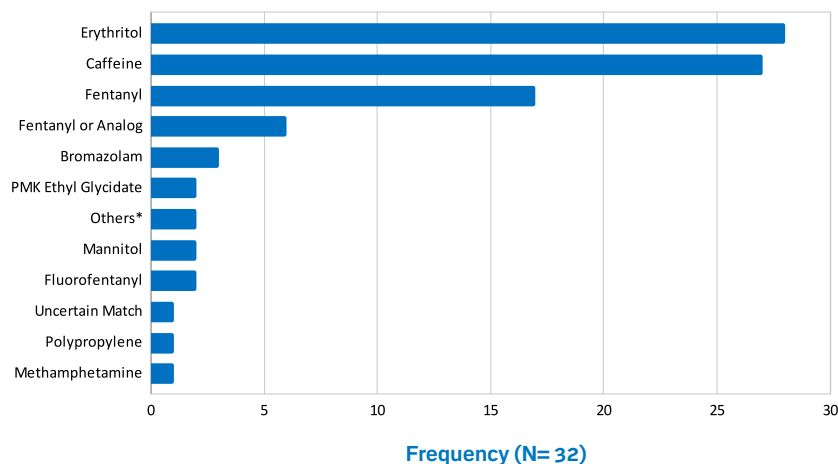
Number of samples by drug category in April

Opioid	32
Stimulant	3
Depressant	1
Psychedelic	1
Other	1
Polysubstance	0
Unknown	6

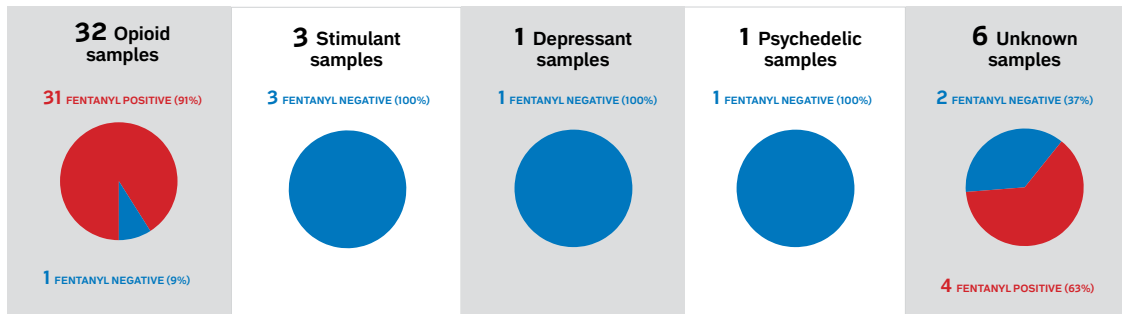
TOTAL: 44

Components found in drug samples in April

Components in unregulated opioids



Number of samples tested with fentanyl present



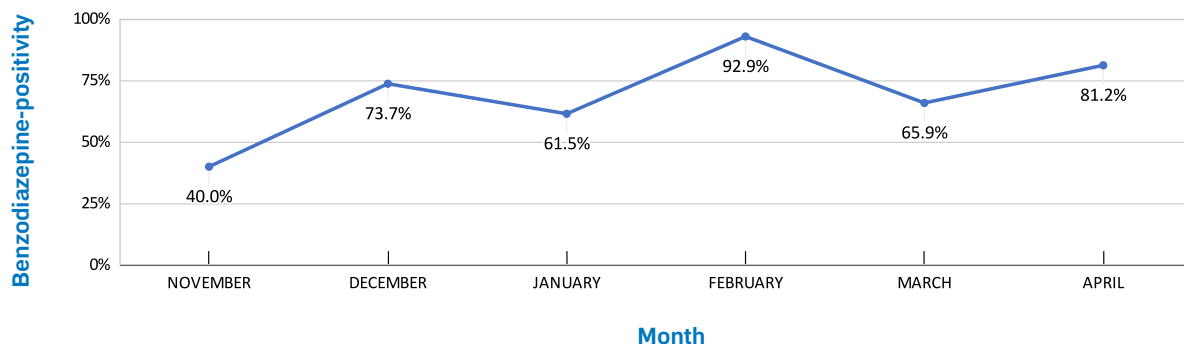
PUBLIC HEALTH NOTIFICATIONS

Date & Location	Expected Drug	Drugs Detected	Fentanyl Strip	Benzo Strip	Area Purchased	Alert Message
No alerts for Northern Health this month.						

Number of drugs checks at each site

Location	# of drug checks
POUNDS (Prince George)	44

Percentage of opioids testing positive for benzodiazepines in the past 6 months



During the month of April, **81.2%** of expected opioid samples tested positive for benzodiazepines using test strips in our partner site in Northern Health (**26 samples of 32 checked**). Opioid samples are checked for benzodiazepine-positivity using BTNX test strips and the FTIR spectrometer. The results presented here are derived from both of these technologies and are presumptive until confirmed by a laboratory.

Number of samples with expected drug present using FTIR/test strip drug checking

EXPECTED DRUG	Present	Not Present	Presence Not Determined	Samples Tested
Opioid	31	1	0	32
Stimulant	3	0	0	3
Depressant	0	1	0	1
Psychedelic	1	0	0	1
Other	1	0	0	1
Unknown	0	0	6	6
Total	36	2	6	44

Number of opioid samples with expected drug present using FTIR/test strip drug checking

EXPECTED DRUG	Present	Not Present	Presence Not Determined	Samples Tested
Down	31	1	0	32

Please note that the presence of the expected substance does not imply purity, as samples frequently contain adulterating cutting agents

Depressant include:
benzodiazepines, etizolam,
GHB, hypnotics

Opioid include:
"down", heroin, fentanyl
(unregulated opioids), and
pharmaceutical opioids

Polysubstance includes:
cross-category mixtures

Psychedelic include:
MDMA and related,
2C-family, tryptamines,
ketamine, LSD

Stimulant include:
methamphetamine, "speed,"
cocaine and crack cocaine,
cathinones

Unknown includes:
Samples where the individual
was unable to identify an
expected substance. This
includes found samples.

Data represented here are collected from our partner sites across the province. Drug samples are tested using the Fourier Transform Infrared (FTIR) spectrometer in combination with fentanyl test strips and benzodiazepine test strips.

There is 5% fentanyl detection limit on the FTIR spectrometer (McCrae, 2019), and a drug check on any given sample consists of both the FTIR and BTNX fentanyl immunoassay test strip testing done in combination. When applicable, BTNX benzodiazepine immunoassay test strips are also used.

BCCSU gratefully acknowledges the contributions of the following partners:

