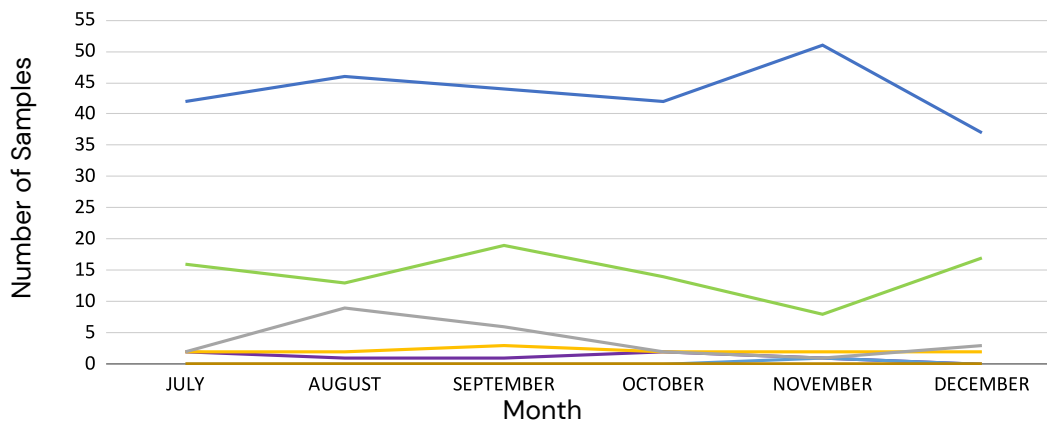




Key Findings

- In December, a total of 59 drug checks were performed by services offering FTIR drug checking in the Northern Health region (3 access points).
- The percentage of all opioids testing positive for benzodiazepines by FTIR and/or test strip was 83.8% (31 of 37 samples).
- Fentanyl was detected by FTIR in 20.0% of unregulated opioids (7 of 35 samples), whereas fluorofentanyl and ortho-methylfentanyl were each found in 5.7% of samples (2 samples each).
- Note that trends are hard to infer due to the small number of samples over a large region.
- To find drug checking services near you, please see our [site locator](#).

Number of drug samples checked in the past 6 months



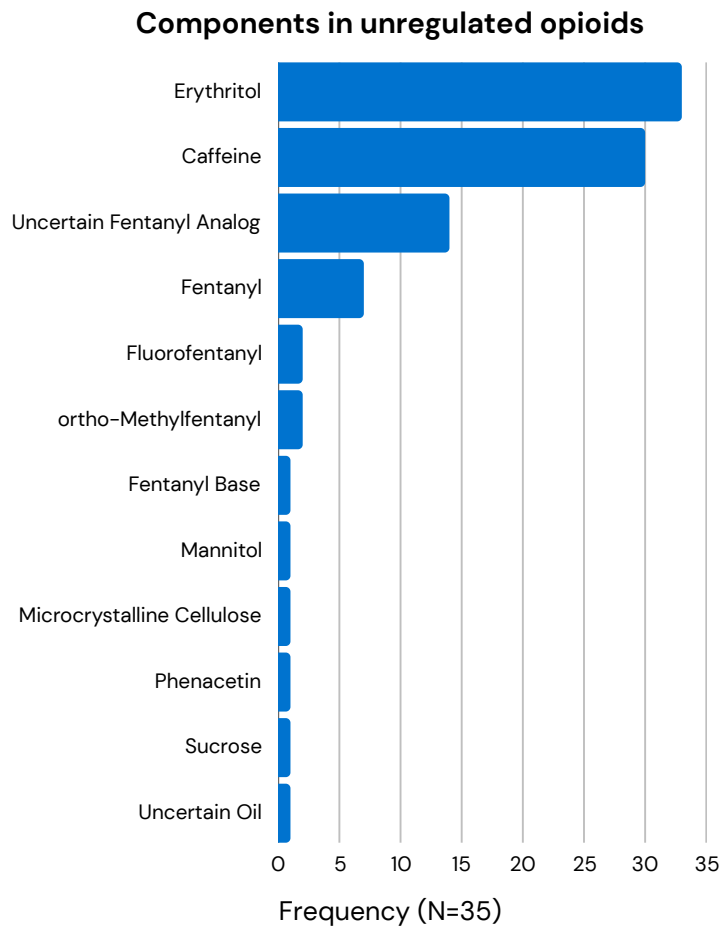
Number of samples by drug category in Dec.

Opioid	37
Stimulant	17
Depressant	0
Psychedelic	2
Other	0
Polysubstance	0
Unknown	3
Total:	59

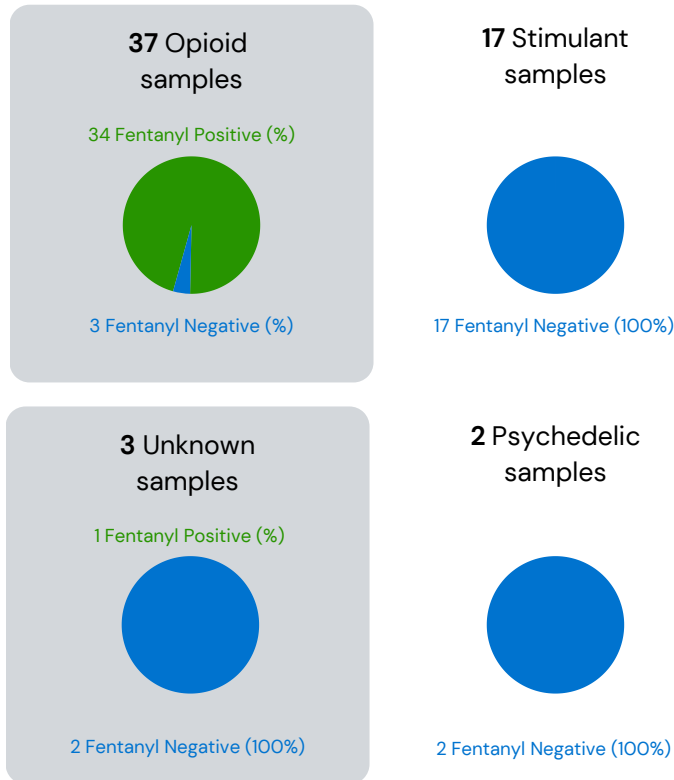
Number of drug checks at each site

Location	# of Drugs Checked
POUNDS (Prince George)	58
POUNDS (Quesnel)	1
Total:	59

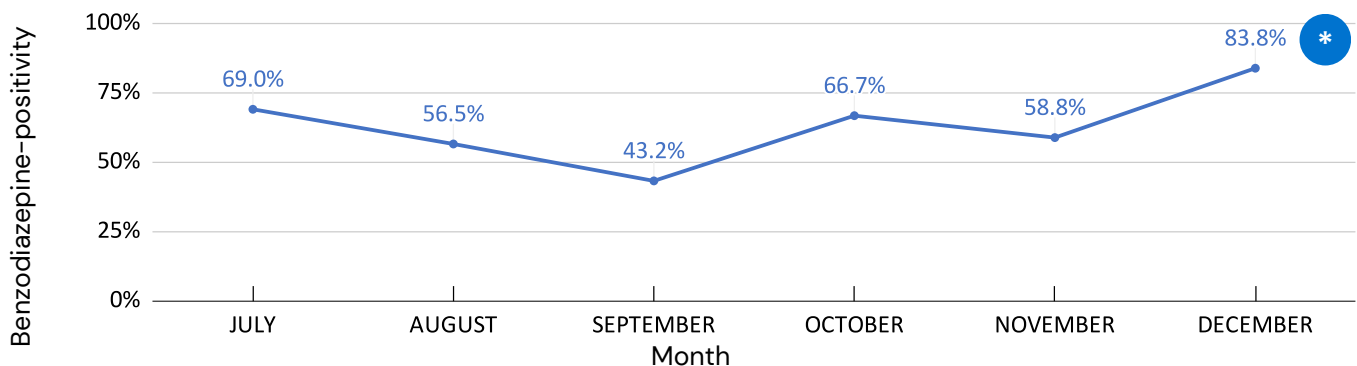
Components found in drug samples in December



Number of samples tested with **fentanyl present**








Percentage of opioids testing positive for benzodiazepines in the past 6 months







*During the month of December, **83.8%** of expected opioid samples tested positive for benzodiazepines using test strips in our partner site in Northern Health (**31 samples of 37 checked**). Opioid samples are checked for benzodiazepine-positivity using BTNX test strips and the FTIR spectrometer. The results presented here are derived from both of these technologies and are presumptive until confirmed by a laboratory.

Number of samples with expected drug present

Expected Drug		Present	Not Present	N/A	Total
Opioid		35	2	0	37
Stimulant		17	0	0	17
Unknown		0	0	3	3
Psychedelic		2	0	0	2
TOTAL		54	2	3	59

Please note that the presence of the expected substance does not imply purity, as samples frequently contain adulterating cutting agents.

Number of opioid samples with expected drug present

Expected Drug		Present	Not Present	N/A	Total
Down		34	1	0	35
Other Opioid		0	1	0	1
Pharmaceutical		1	0	0	1
TOTAL		35	2	0	37

Please note that the presence of the expected substance does not imply purity, as samples frequently contain adulterating cutting agents. 'Down' can refer to any opioid drug present in any amount.

Depressant includes:
benzodiazepines,
etizolam, GHB, hypnotics

Opioid includes:
"down", heroin, fentanyl
(unregulated opioids), and
pharmaceutical opioids

Polysubstance includes:
cross-category mixtures

Psychedelic includes:
MDMA and related, 2C-family,
tryptamines, ketamine, LSD

Stimulant includes:
methamphetamine,
"speed," cocaine and
crack cocaine,
cathinones

Unknown includes:
samples where the individual
was unable to identify an
expected substance - this
includes found samples.

Public Health Notifications

Date & Location	Expected Drug	Spectrometry Results	Fentanyl Strip	Benzo Strip	Alert Message
December 6, 2024 Prince George	Down	Fentanyl, Carfentanil, Bromazolam, Caffeine*	N/A	N/A	Red chunk sold as down tested positive for fentanyl, carfentanil and high levels of bromazolam (benzo) in Prince George, has been linked with overdoses.

Health authorities and community organizations issue further toxic drug alerts from sources other than drug checking. See their respective websites or social media accounts for more alerts.

To subscribe to the provincial drug alert and response system, text the word JOIN to 253787 (ALERTS).

Data represented in this report is collected from our partner sites across the province utilizing Fourier Transform Infrared (FTIR) spectrometry in combination with BTNX fentanyl test strips, as well as benzodiazepine test strips when applicable. We note the FTIR spectrometer has a detection limit of approximately 5% concentration (McCrae, 2019).

BCCSU gratefully acknowledges the contributions of the following partners:

