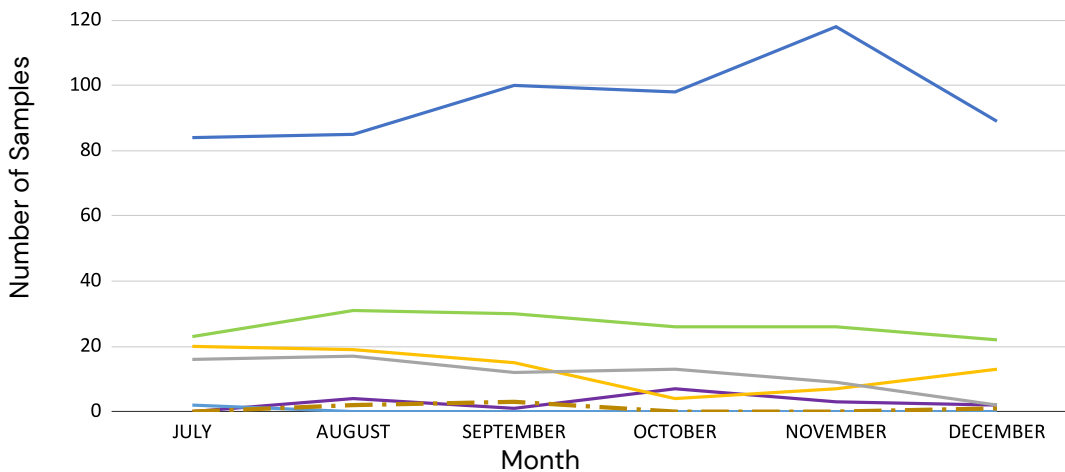




### Key Findings

- In December, a total of 129 drug checks were performed by the CMHA Mid-Island Albert Street site in Nanaimo.
- The percentage of all opioids testing positive for benzodiazepines by FTIR and/or test strip was 56.2% (50 of 89 samples).
- Benzodiazepines were detected by FTIR in 8.1% of opioids (7 of 89 samples), indicating their presence in higher concentrations. Of these, bromazolam was most frequently identified (5 samples).
- Fluorofentanyl was the most common fentanyl analog detected by FTIR in unregulated opioids (25.6%; 22 of 86 samples), followed by fentanyl (24.4%; 21 samples). Ortho-Methylfentanyl was found in 8.1% (7 samples).
- Substance (The Vancouver Island Drug Checking Project), offers drug checking in Victoria and communities across the Island. For more information, please visit [www.substance.uvic.ca](http://www.substance.uvic.ca).
- To find drug checking services near you, please see our [site locator](#).

### Number of drug samples checked in the past 6 months



### Number of samples by drug category in Dec.

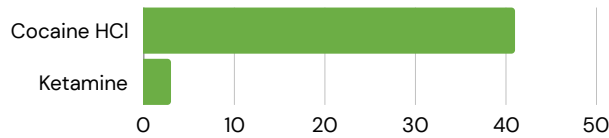
● Opioid	89
● Stimulant	22
● Depressant	2
● Psychedelic	13
● Other	0
● Polysubstance	1
● Unknown	2
<b>Total:</b>	<b>129</b>

### Number of drug checks at each site

Location	# of Drugs Checked
Albert St. OPS (CMHA Nanaimo)	129
<b>Total:</b>	<b>129</b>

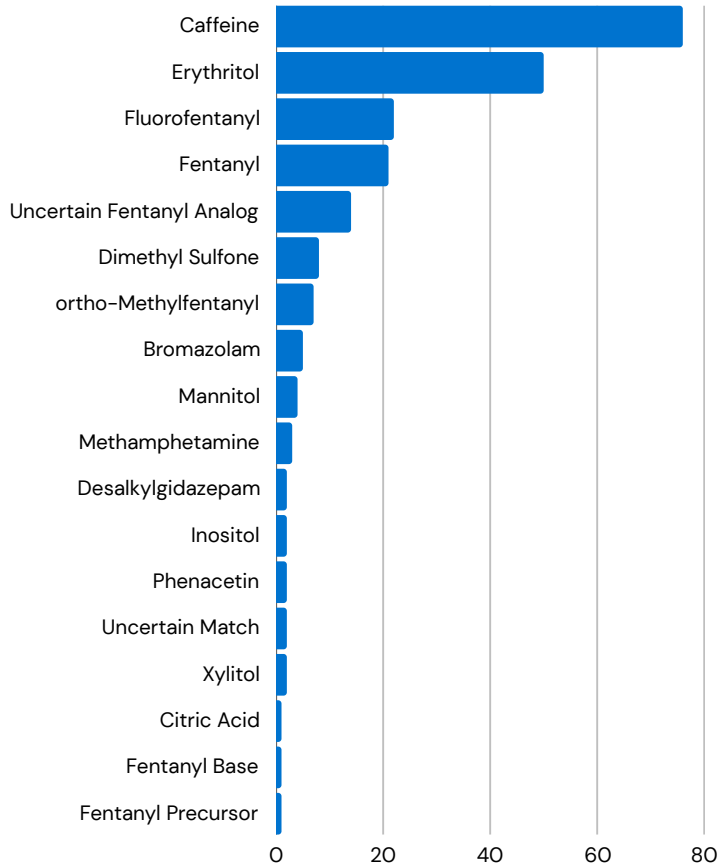
## Components found in drug samples in December

### Components in cocaine



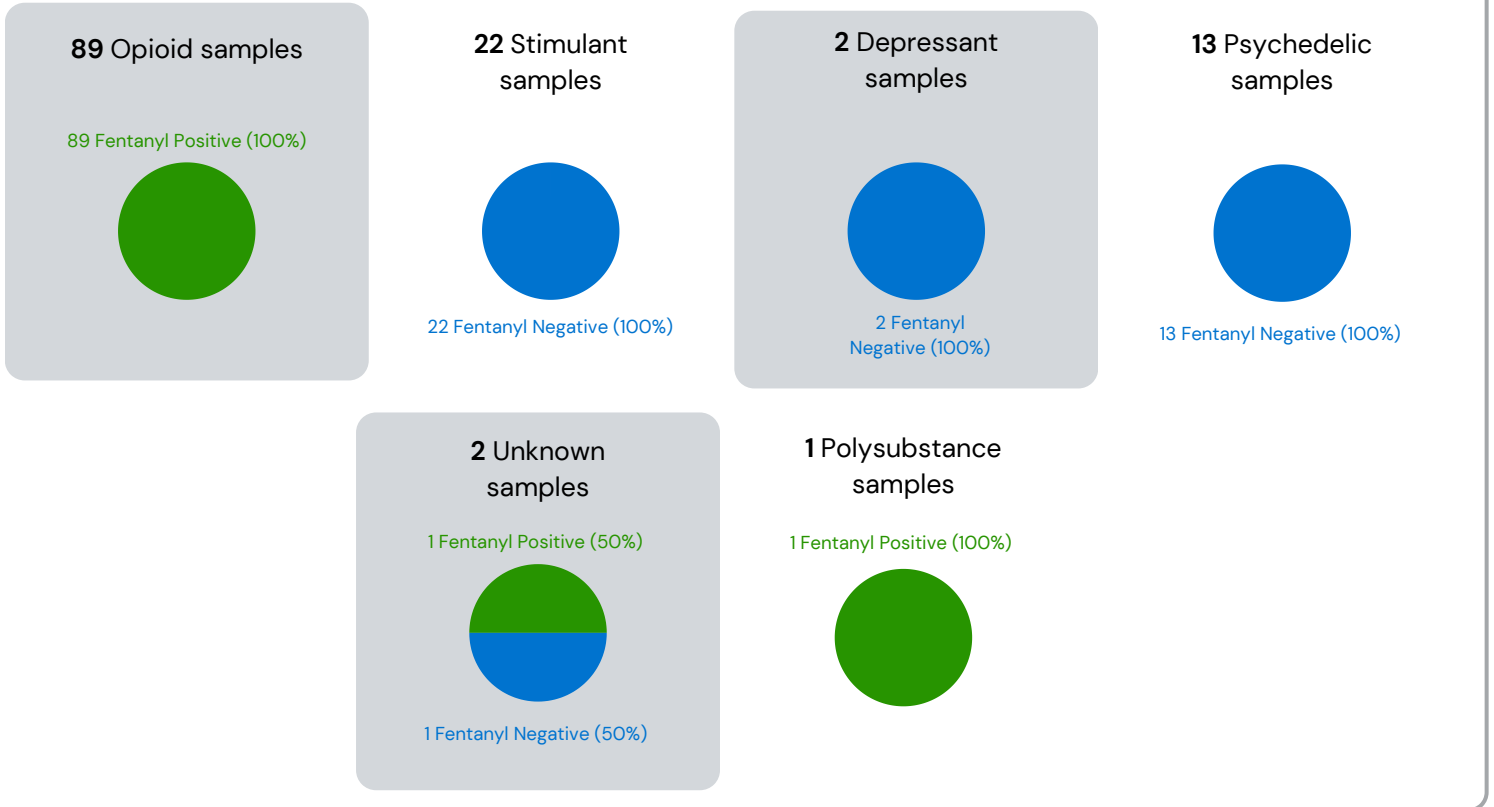
Frequency (N=5)

### Components in unregulated opioids

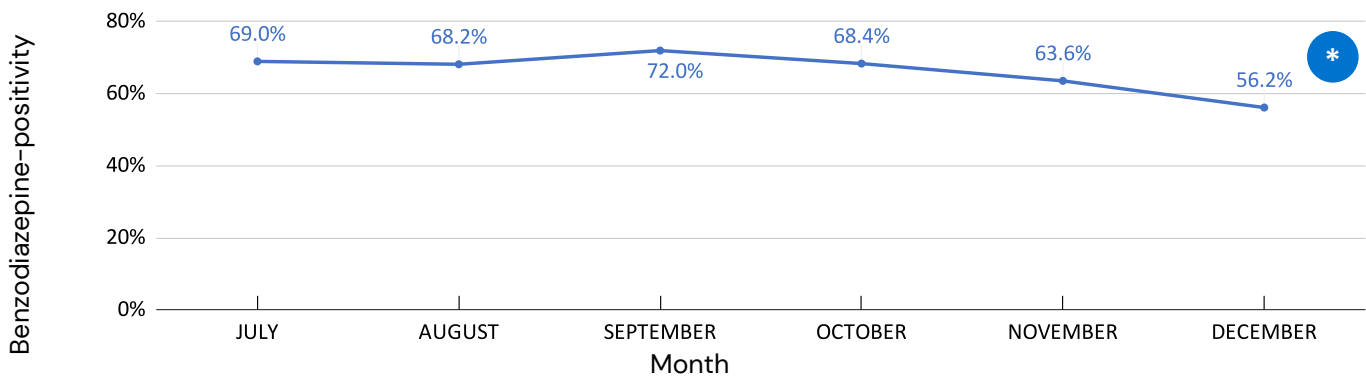


Frequency (N=86)

### Number of samples tested with **fentanyl present**










### Percentage of opioids testing positive for benzodiazepines in the past 6 months







\*During the month of December, **56.2%** of expected opioid samples tested positive for benzodiazepines using test strips in our partner site in Island Health (**50 samples of 89 checked**). Opioid samples are checked for benzodiazepine-positivity using BTNX test strips and the FTIR spectrometer. The results presented here are derived from both of these technologies and are presumptive until confirmed by a laboratory.

## Number of samples with expected drug present

Expected Drug		Present	Not Present	N/A	Total
Opioid		85	4	0	89
Stimulant		21	1	0	22
Psychedelic		13	0	0	13
Depressant		0	2	0	2
Unknown		0	0	2	2
Polysubstance		1	0	0	1
TOTAL		120	7	2	129

Please note that the presence of the expected substance does not imply purity, as samples frequently contain adulterating cutting agents.

## Number of opioid samples with expected drug present

Expected Drug		Present	Not Present	N/A	Total
Down		81	1	0	82
Fentanyl		4	0	0	4
Pharmaceutical		0	3	0	3
TOTAL		85	4	0	89

Please note that the presence of the expected substance does not imply purity, as samples frequently contain adulterating cutting agents.  
 'Down' can refer to any opioid drug present in any amount.

**Depressant includes:**  
 benzodiazepines,  
 etizolam, GHB, hypnotics

**Opioid includes:**  
 "down", heroin, fentanyl  
 (unregulated opioids), and  
 pharmaceutical opioids

**Polysubstance includes:**  
 cross-category mixtures

**Psychedelic includes:**  
 MDMA and related, 2C-family,  
 tryptamines, ketamine, LSD

**Stimulant includes:**  
 methamphetamine,  
 "speed," cocaine and  
 crack cocaine,  
 cathinones

**Unknown includes:**  
 samples where the individual  
 was unable to identify an  
 expected substance - this  
 includes found samples.

## Public Health Notifications

Date & Location	Expected Drug	Spectrometry Results	Fentanyl Strip	Benzo Strip	Alert Message
No alerts for Island Health this month.					

To subscribe to the provincial drug alert and response system, text the word JOIN to 253787 (ALERTS).

Data represented in this report is collected from our partner sites across the province utilizing Fourier Transform Infrared (FTIR) spectrometry in combination with BTNX fentanyl test strips, as well as benzodiazepine test strips when applicable. We note the FTIR spectrometer has a detection limit of approximately 5% concentration (McCrae, 2019).

BCCSU gratefully acknowledges the contributions of the following partners:



Canadian Mental Health Association