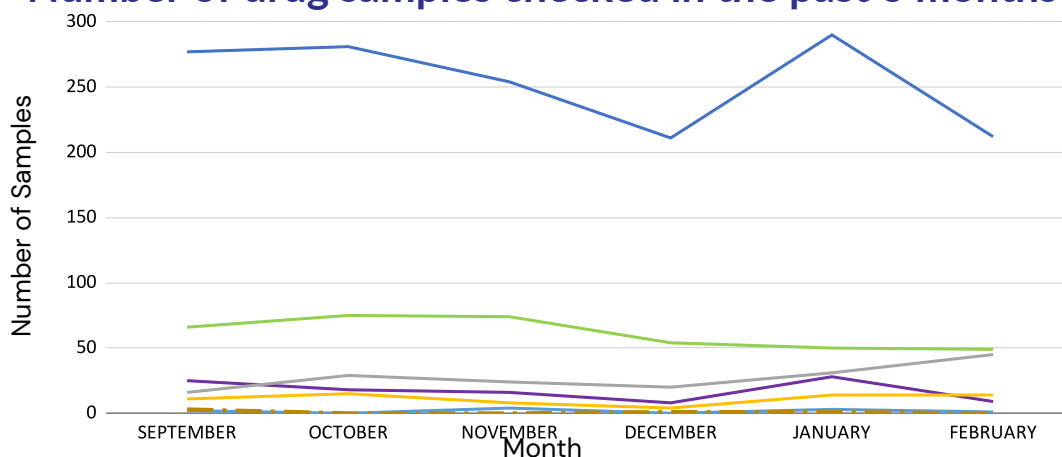




### Key Findings

- In February, 330 drug checks were performed across the Fraser Health region (16 access points).
- The percentage of all opioids testing positive for benzodiazepines by FTIR and/or test strip remained consistent from the previous month at 57.1% (121 of 212 samples).
- Benzodiazepines were detected by FTIR in 27.5% of unregulated opioids (56 of 204 samples), indicating their presence in higher concentrations. Of these, desalkylgidazepam was most frequently identified (40 samples), followed by bromazolam (16 samples).
- Fentanyl was detected by FTIR in 45.6% of unregulated opioids (93 of 204 samples). Ortho-methylfentanyl was detected in 12.3% (25 samples), followed by fluorofentanyl (11.8%; 24 samples). Notably, carfentanil was detected in two samples by FTIR this month.
- Tranquilizers were detected by FTIR in 3.4% of unregulated opioids. Of these, xylazine was most common (4 samples), followed by medetomidine (3 samples).
- To find drug checking services near you, please see our [site locator](#).

### Number of drug samples checked in the past 6 months



### Number of samples by drug category in Feb.

● Opioid	212
● Stimulant	49
● Depressant	9
● Psychedelic	14
● Other	1
● Polysubstance	0
● Unknown	45

**Total: 330**

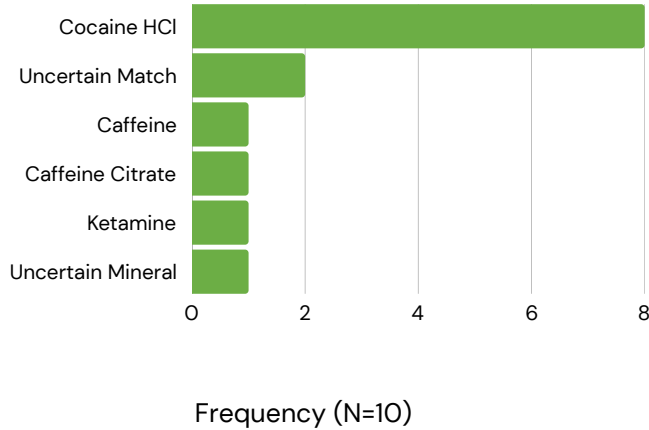
### Number of drug checks at each site

Location	# of Drugs Checked
Foxglove Housing (Surrey)	72
Foxglove Housing (Coquitlam)	6
Mountainside (Abbotsford)	72
Mountainside (Chilliwack)	75
Mountainside (Hope)	8
Mountainside (Mission)	15
Progressive Housing (Burnaby)	10
Purpose Society (New Westminster)	14
SafePoint (Surrey)	44
SOURCES (White Rock)	13
<b>Total:</b>	<b>330</b>

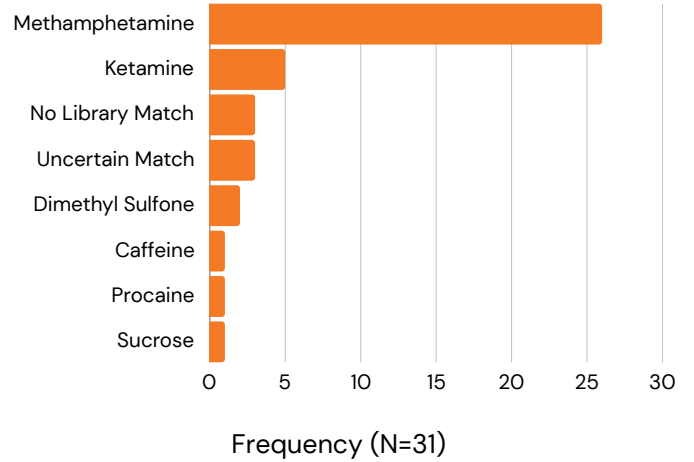
A small number of samples were tested at the following locations, which are included in the total:  
Mountainside (Langley)

## Components found in drug samples in February

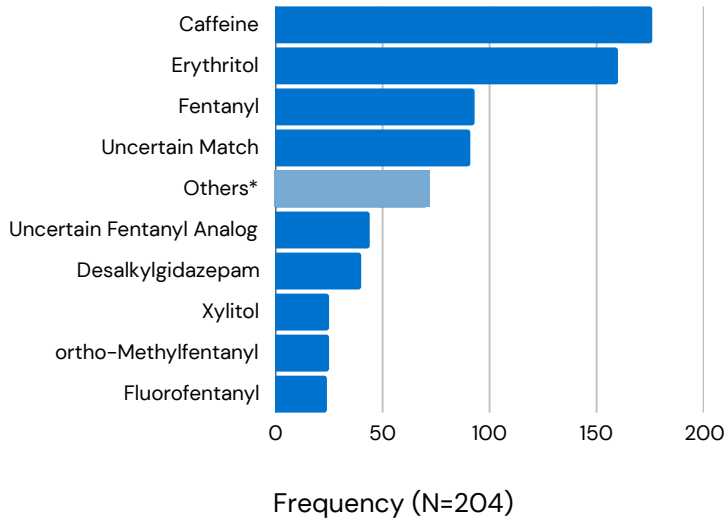
### Components in cocaine



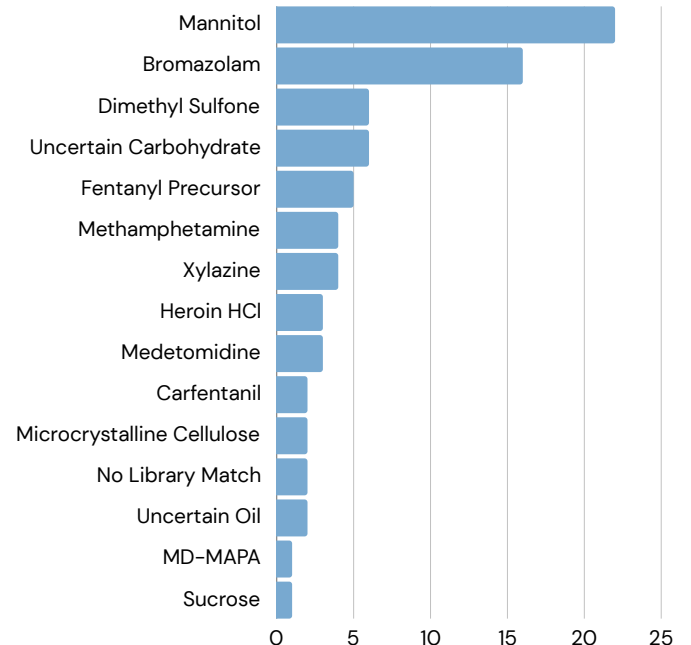
### Components in methamphetamine



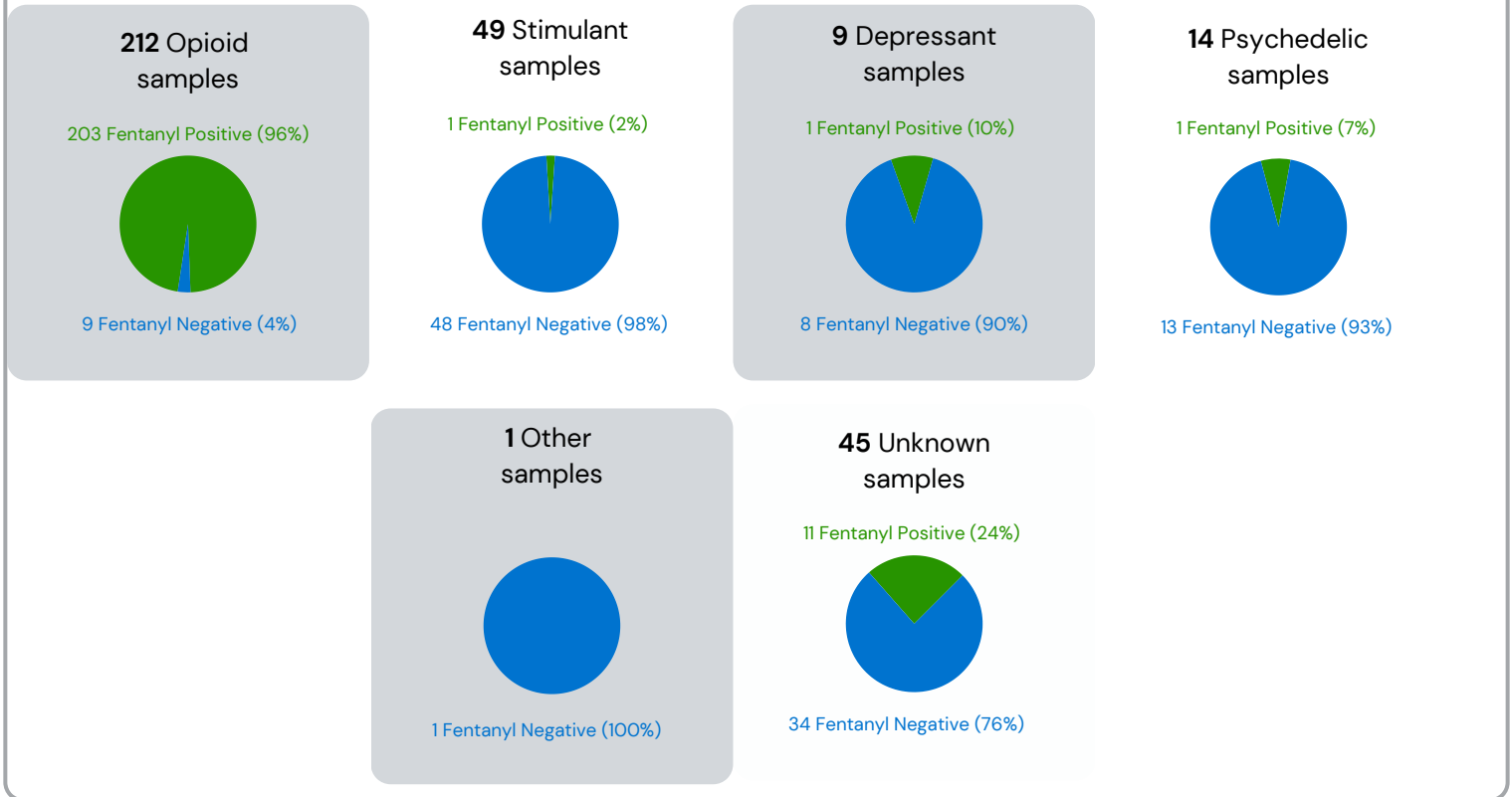
### Components in unregulated opioids



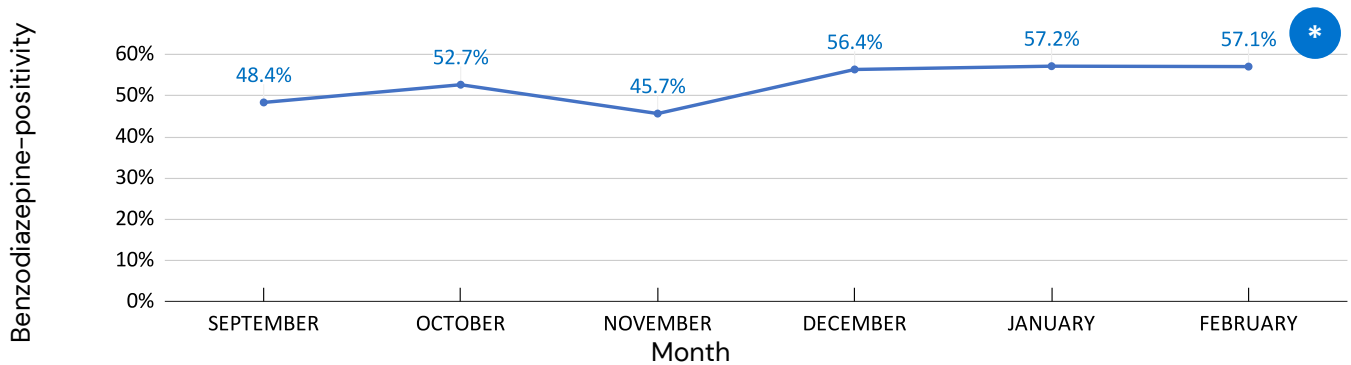
### \*Other components in unregulated opioids



### Number of samples tested with fentanyl present



### Percentage of opioids testing positive for benzodiazepines in the past 6 months



\*During the month of February, 57.1% of expected opioid samples tested positive for benzodiazepines using test strips in our partner site in Fraser Health (121 samples of 212 checked). Opioid samples are checked for benzodiazepine-positivity using BTNX test strips and the FTIR spectrometer. The results presented here are derived from both of these technologies and are presumptive until confirmed by a laboratory.

### Number of samples with expected drug present

Expected Drug		Present	Not Present	N/A	Total
Opioid		207	5	0	212
Stimulant		42	7	0	49
Unknown		0	0	45	45
Psychedelic		12	1	1	14
Depressant		8	1	0	9
Other		1	0	0	1
TOTAL		270	14	46	330

Please note that the presence of the expected substance does not imply purity, as samples frequently contain adulterating cutting agents.

### Number of opioid samples with expected drug present

Expected Drug		Present	Not Present	N/A	Total
Down		178	2	0	180
Fentanyl		20	0	0	20
Pharmaceutical		6	1	0	7
Heroin		2	2	0	4
Other Opioid		1	0	0	1
TOTAL		207	5	0	212

Please note that the presence of the expected substance does not imply purity, as samples frequently contain adulterating cutting agents.  
 'Down' can refer to any opioid drug present in any amount.

<b>Depressant includes:</b> benzodiazepines, etizolam, GHB, hypnotics	<b>Opioid includes:</b> "down", heroin, fentanyl (unregulated opioids), and pharmaceutical opioids	<b>Polysubstance includes:</b> cross-category mixtures	<b>Psychedelic includes:</b> MDMA and related, 2C-family, tryptamines, ketamine, LSD	<b>Stimulant includes:</b> methamphetamine, "speed," cocaine and crack cocaine, cathinones	<b>Unknown includes:</b> samples where the individual was unable to identify an expected substance - this includes found samples.
-----------------------------------------------------------------------------	-------------------------------------------------------------------------------------------------------------	-----------------------------------------------------------	--------------------------------------------------------------------------------------------	--------------------------------------------------------------------------------------------------------	-----------------------------------------------------------------------------------------------------------------------------------------------

## Public Health Notifications

Date & Location	Expected Drug	Spectrometry Results	Fentanyl Strip	Benzo Strip	Alert Message
No alerts for Fraser Health this month.					

To subscribe to the provincial drug alert and response system, text the word JOIN to 253787 (ALERTS).

Data represented in this report is collected from our partner sites across the province utilizing Fourier Transform Infrared (FTIR) spectrometry in combination with BTNX fentanyl test strips, as well as benzodiazepine test strips when applicable. We note the FTIR spectrometer has a detection limit of approximately 5% concentration (McCrae, 2019).

BCCSU gratefully acknowledges the contributions of the following partners:

