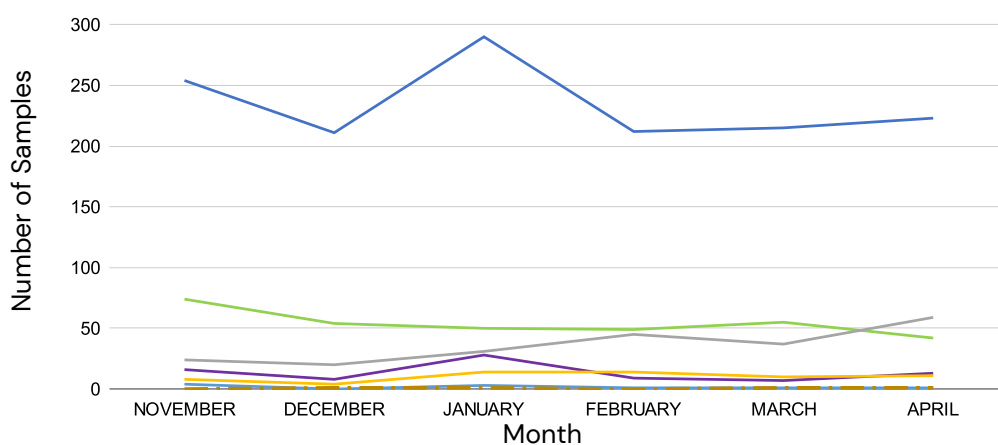




Key Findings

- In April, 350 drug checks were performed across the Fraser Health region (17 access points).
- The percentage of all opioids testing positive for benzodiazepines by FTIR and/or test strip decreased from the previous month to 45.7% (102 of 223 samples).
- Benzodiazepines were detected by FTIR in 28.2% of unregulated opioids (58 of 206), indicating their presence in higher concentrations. Of these, desalkylgidazepam was most frequently identified.
- Fentanyl was the most common opioid detected by FTIR (35.9%; 74 of 206), followed by fluorofentanyl (28.6%; 59 samples).
- Detection of veterinary tranquilizers, xylazine and medetomidine, by FTIR decreased this month to 1.0% of unregulated opioids (2 of 206).
- To find drug checking services near you, please see our [site locator](#).

Number of drug samples checked in the past 6 months



Number of samples by drug category in Apr.

● Opioid	223
● Stimulant	42
● Depressant	13
● Psychedelic	11
● Other	1
● Polysubstance	1
● Unknown	59

Total: 350

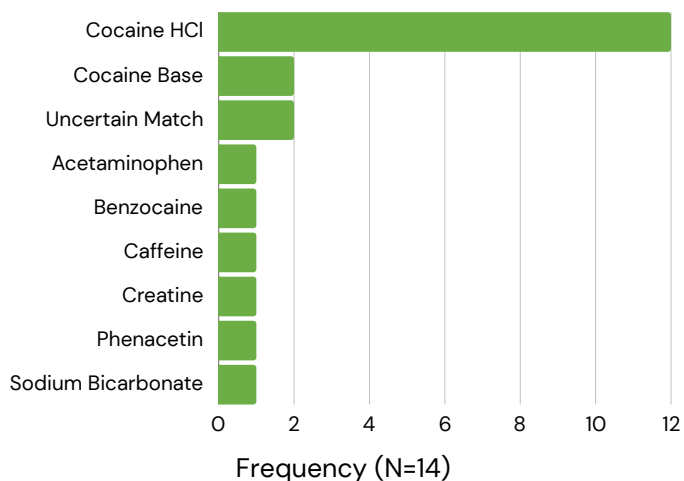
Number of drug checks at each site

Location	# of Drugs Checked
Foxglove Housing (Surrey)	63
Mountainside (Abbotsford)	83
Mountainside (Chilliwack)	95
Mountainside (Langley)	32
Mountainside (Maple Ridge)	8
Mountainside (Mission)	20
Progressive Housing (Burnaby)	26
Purpose Society (New Westminster)	5
SafePoint (Surrey)	16
Total:	350

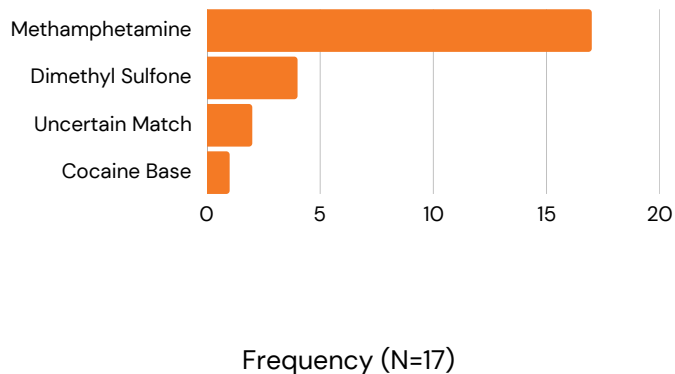
A small number of samples were tested at the following locations, which are included in the total:
Foxglove Housing (Coquitlam), Mountainside (Hope).

Components found in drug samples in April

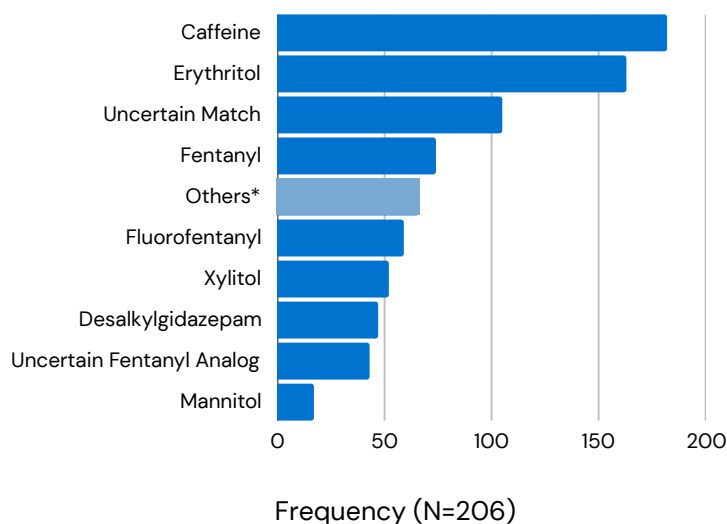
Components in cocaine



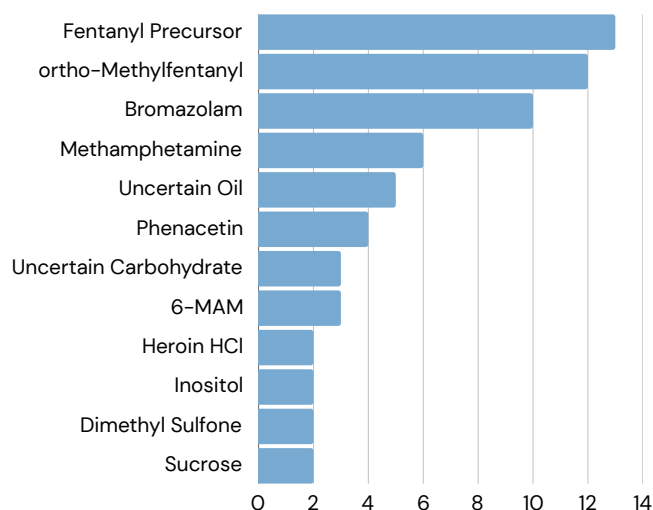
Components in methamphetamine



Components in unregulated opioids



*Other components in unregulated opioids

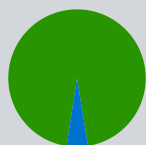


There were additional compounds detected a single time each:
 Flualprazolam, Acetaminophen, MD-MAPA, Medetomidine, Microcrystalline
 Cellulose, No Library Match, Cocaine Base, Carfentanil, Ammonium
 Phosphate, Xylazine, Lactose.

Number of samples tested with fentanyl present

223 Opioid samples

211 Fentanyl Positive (95%)



12 Fentanyl Negative (5%)

42 Stimulant samples



42 Fentanyl Negative (100%)

13 Depressant samples

2 Fentanyl Positive (15%)




11 Fentanyl Negative (85%)

11 Psychedelic samples



11 Fentanyl Negative (100%)

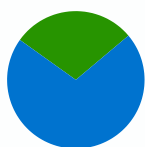
1 Other samples



1 Not Tested (100%)

59 Unknown samples

17 Fentanyl Positive (29%)



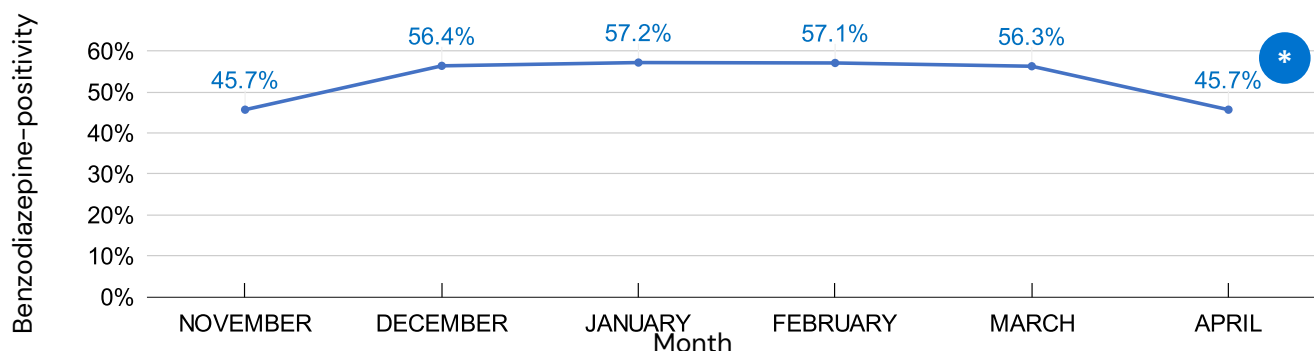
42 Fentanyl Negative (71%)

1 Polysubstance samples











1 Fentanyl Negative (100%)

Percentage of opioids testing positive for benzodiazepines in the past 6 months










*During the month of April, 45.7% of expected opioid samples tested positive for benzodiazepines using test strips in our partner site in Fraser Health (102 samples of 223 checked). Opioid samples are checked for benzodiazepine-positivity using BTNX test strips and the FTIR spectrometer. The results presented here are derived from both of these technologies and are presumptive until confirmed by a laboratory.

Number of samples with expected drug present

Expected Drug		Present	Not Present	N/A	Total
Opioid		207	15	1	223
Unknown		0	0	59	59
Stimulant		40	2	0	42
Depressant		10	2	1	13
Psychedelic		11	0	0	11
Other		1	0	0	1
Polysubstance		1	0	0	1
TOTAL		270	19	61	350

Please note that the presence of the expected substance does not imply purity, as samples frequently contain adulterating cutting agents.

Number of opioid samples with expected drug present

Expected Drug		Present	Not Present	N/A	Total
Down		161	5	1	167
Fentanyl		36	0	0	36
Pharmaceutical		4	6	0	10
Other Opioid		5	1	0	6
Heroin		0	3	0	3
Opium		1	0	0	1
TOTAL		207	15	1	223

Please note that the presence of the expected substance does not imply purity, as samples frequently contain adulterating cutting agents.
 'Down' can refer to any opioid drug present in any amount.

Depressant includes:
 benzodiazepines,
 etizolam, GHB, hypnotics

Opioid includes:
 "down", heroin, fentanyl
 (unregulated opioids), and
 pharmaceutical opioids

Polysubstance includes:
 cross-category mixtures

Psychedelic includes:
 MDMA and related, 2C-family,
 tryptamines, ketamine, LSD

Stimulant includes:
 methamphetamine,
 "speed," cocaine and
 crack cocaine,
 cathinones

Unknown includes:
 samples where the individual
 was unable to identify an
 expected substance - this
 includes found samples.

Public Health Notifications

Date & Location	Expected Drug	Spectrometry Results	Fentanyl Strip	Benzo Strip	Alert Message
April 30, 2025 Coquitlam	Down	Xylazine, Nifoxipam, Fentanyl, Caffeine	Positive	Positive	Blueish-greenish granules sold as down tested positive for high concentrations of xylazine (Tranq) in combination with nifoxipam (a benzo analog) and fentanyl in Coquitlam.

Health authorities and community organizations issue further toxic drug alerts from sources other than drug checking.
See their respective websites or social media accounts for more alerts.

To subscribe to the provincial drug alert and response system, text the word JOIN to 253787 (ALERTS).

Data represented in this report is collected from our partner sites across the province utilizing Fourier Transform Infrared (FTIR) spectrometry in combination with BTNX fentanyl test strips, as well as benzodiazepine test strips when applicable. We note the FTIR spectrometer has a detection limit of approximately 5% concentration (McCrae, 2019).

BCCSU gratefully acknowledges the contributions of the following partners:

