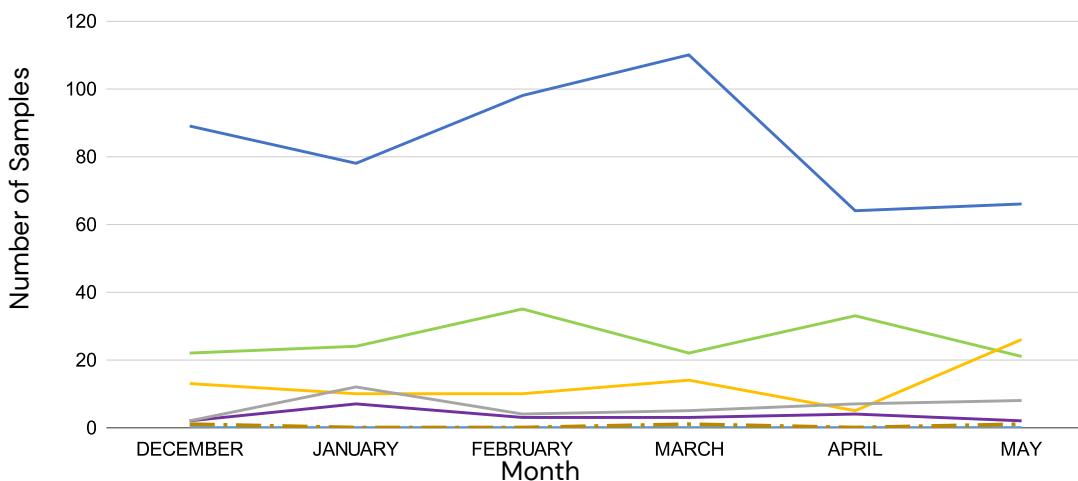




Key Findings

- In May, a total of 124 drug checks were performed by the CMHA Mid-Island Albert Street site in Nanaimo.
- The percentage of all opioids testing positive for benzodiazepines by FTIR and/or test strip increased from the previous month to 83.3% (55 of 66 samples).
- Desalkylgidazepam, a benzodiazepine, was detected by FTIR in 25.0% of unregulated opioids (16 of 64), indicating its presence in higher concentrations.
- Fluorofentanyl was the most common opioid detected by FTIR (54.7%; 35 of 64), followed by fentanyl (42.2%; 27 samples).
- Substance (The Vancouver Island Drug Checking Project), offers drug checking in Victoria and communities across the Island. For more information, please visit www.substance.uvic.ca.
- To find drug checking services near you, please see our [site locator](#).

Number of drug samples checked in the past 6 months



Number of samples by drug category in May

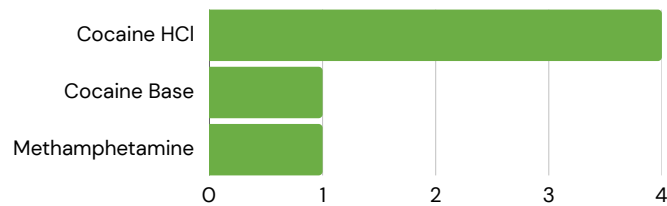
Opioid	66
Stimulant	21
Depressant	2
Psychedelic	26
Other	0
Polysubstance	1
Unknown	8
Total:	124

Number of drug checks at each site

Location	# of Drugs Checked
Albert St. OPS (CMHA Nanaimo)	124
Total:	124

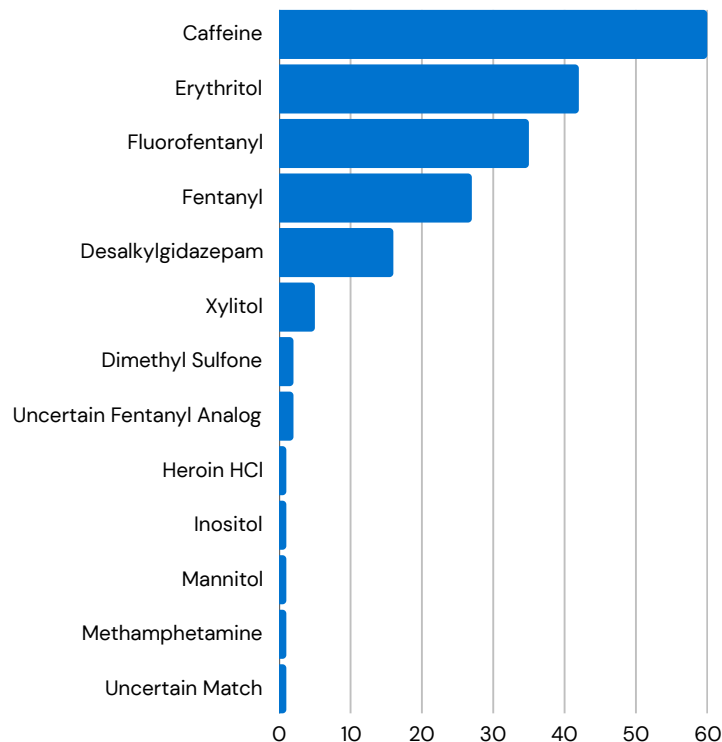
Components found in drug samples in May

Components in cocaine



Frequency (N=6)

Components in unregulated opioids

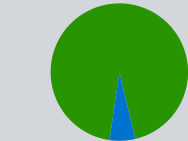


Frequency (N=64)

Number of samples tested with **fentanyl** present


66 Opioid samples

62 Fentanyl Positive (94%)



4 Fentanyl Negative (6%)

21 Stimulant samples




21 Fentanyl Negative (100%)

2 Depressant samples



2 Fentanyl Negative (50%)

26 Psychedelic samples



25 Fentanyl Negative (96%)
1 Not Tested (4%)

8 Unknown samples


2 Fentanyl Positive (25%)



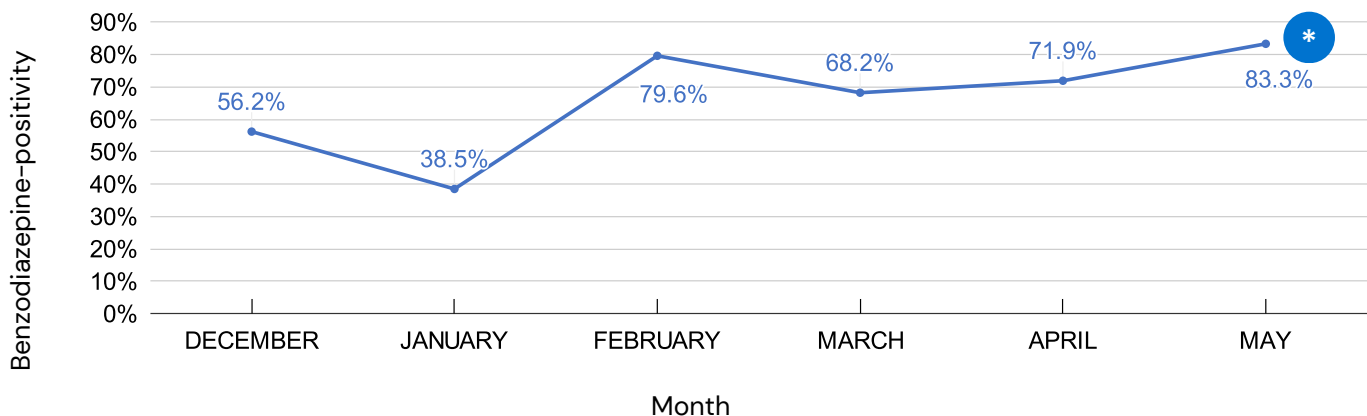
6 Fentanyl Negative (75%)

1 Polysubstance samples

1 Fentanyl Positive (%)










Percentage of opioids testing positive for benzodiazepines in the past 6 months







*During the month of May, **83.3%** of expected opioid samples tested positive for benzodiazepines using test strips in our partner site in Island Health (**55 samples of 66 checked**). Opioid samples are checked for benzodiazepine-positivity using BTNX test strips and the FTIR spectrometer. The results presented here are derived from both of these technologies and are presumptive until confirmed by a laboratory.

Number of samples with expected drug present

Expected Drug		Present	Not Present	N/A	Total
Opioid		62	3	1	66
Psychedelic		21	4	1	26
Stimulant		19	2	0	21
Unknown		0	0	8	8
Depressant		0	0	2	2
Polysubstance		1	0	0	1
TOTAL		103	9	12	124

Please note that the presence of the expected substance does not imply purity, as samples frequently contain adulterating cutting agents.

Number of opioid samples with expected drug present

Expected Drug		Present	Not Present	N/A	Total
Down		58	2	0	60
Fentanyl		4	0	0	4
Pharmaceutical		0	1	1	2
TOTAL		62	3	1	66

Please note that the presence of the expected substance does not imply purity, as samples frequently contain adulterating cutting agents.
'Down' can refer to any opioid drug present in any amount.

Depressant includes:
benzodiazepines,
etizolam, GHB, hypnotics

Opioid includes:
"down", heroin, fentanyl
(unregulated opioids), and
pharmaceutical opioids

Polysubstance includes:
cross-category mixtures

Psychedelic includes:
MDMA and related, 2C-family,
tryptamines, ketamine, LSD

Stimulant includes:
methamphetamine,
"speed," cocaine and
crack cocaine,
cathinones

Unknown includes:
samples where the individual
was unable to identify an
expected substance - this
includes found samples.

Public Health Notifications

Date & Location	Expected Drug	Spectrometry Results	Fentanyl Strip	Benzo Strip	Alert Message
No alerts for Island Health this month.					

To subscribe to the provincial drug alert and response system, text the word JOIN to 253787 (ALERTS).

Data represented in this report is collected from our partner sites across the province utilizing Fourier Transform Infrared (FTIR) spectrometry in combination with BTNX fentanyl test strips, as well as benzodiazepine test strips when applicable. We note the FTIR spectrometer has a detection limit of approximately 5% concentration (McCrae, 2019).

BCCSU gratefully acknowledges the contributions of the following partners:



Canadian Mental
Health Association
Mid-Island